

# **Public Sector Asset Investment Program**

---

**2004-05**



Presented by

**The Honourable John Brumby, M.P.**

Treasurer of the State of Victoria

for the information of Honourable Members

**Budget Information Paper No. 1**



# TABLE OF CONTENTS

---

|  |            |
|--|------------|
| <b>Introduction .....</b>  | <b>1</b>   |
| Coverage .....   | 1          |
| Assets .....   | 1          |
| Asset planning tools .....   | 4          |
| Asset investment decision-making .....   | 5          |
| <b>Chapter One: Public Sector Asset Investment Program 2004-05 .....</b>   | <b>7</b>   |
| 2004-05 Asset investment initiatives .....   | 7          |
| Investing in the general government sector .....   | 16         |
| Major public non-financial corporations asset investments .....  | 19         |
| Other public non-financial corporations and public financial corporations .....                                    | 21         |
| Private sector investment in state infrastructure .....  | 22         |
| <b>Chapter Two: General Government Sector Asset Investment Program<br/>2004-05 .....</b>                           | <b>25</b>  |
| Department of Education and Training .....   | 25         |
| Department of Human Services .....   | 42         |
| Department of Infrastructure .....   | 47         |
| Department of Innovation, Industry and Regional Development .....  | 55         |
| Department of Justice .....  | 56         |
| Department of Premier and Cabinet .....  | 60         |
| Department of Primary Industries .....   | 61         |
| Department of Sustainability and Environment .....   | 62         |
| Department of Treasury and Finance .....   | 64         |
| Department for Victorian Communities .....   | 65         |
| Parliament .....   | 67         |
| Country Fire Authority .....   | 68         |
| Metropolitan Fire and Emergency Services Board .....   | 71         |
| <b>Chapter Three: Major Public Non-Financial Corporations Asset<br/>Investment Program 2004-05 By Agency .....</b> | <b>73</b>  |
| First Mildura Irrigation Trust .....   | 73         |
| Gippsland and Southern Rural Water Authority .....   | 74         |
| Goulburn-Murray Rural Water Authority .....  | 76         |
| Grampians Wimmera-Mallee Rural Water .....   | 82         |
| Lower Murray Urban and Rural Water authority .....   | 88         |
| Office of Housing .....  | 91         |
| Regional Urban Water Authorities .....   | 93         |
| <b>Appendix A: Contact Addresses and Telephone Numbers .....</b>   | <b>129</b> |
| General government sector .....  | 129        |
| Public non-financial corporations .....  | 130        |
| <b>Appendix B: Location Index .....</b>  | <b>133</b> |
| <b>Style Conventions .....</b>   | <b>139</b> |



# INTRODUCTION

---

## COVERAGE

The *2004-05 Public Sector Asset Investment Program* – Budget Information Paper No. 1 (BIP1) lists major asset investments in 2004-05 for the general government sector and major public non-financial corporations (PNFCs). For each entity, asset investments are listed as either:

- **existing projects** - are projects being delivered that received government approval prior to the 2004-05 Budget; or
- **new projects** - projects approved by government to commence in 2004-05, that received approval post the 2003-04 Budget. These projects include those announced as part of the 2004-05 Budget, 2003-04 Budget Update and in *Victoria: Leading the Way*.

The general government sector asset investment projects published in this Paper support the outputs detailed in *2004-05 Service Delivery*, Budget Paper No. 3. Projected asset investment expenditure on individual projects for 2004-05 and beyond takes into account estimated investment activity to 30 June 2004.

Asset investment listings are provided for asset intensive PNFCs. Summary information is provided for a number of significant corporations. Major public sector asset investment projects being delivered under *Partnerships Victoria* during 2004-05 are summarised in Chapter 1.

Minor asset investments, where the total estimated investment is less than \$100 000 or where projects are funded from ongoing minor works allocations, are not listed. The exclusion of these means that the sum of agency investment totals in this document may differ from total general government sector fixed asset investment, as reported in the *2004-05 Strategy and Outlook*, Budget Paper No. 2 and summarised in Chapter 1 of this publication.

## ASSETS

For the purpose of this publication, assets are non-current physical assets, typically infrastructure assets. Infrastructure assets provide services used to support or to produce outputs in the form of final services or products.

The State's road and technology networks, railway system, school facilities and hospital complexes are all examples of infrastructure assets. Also included in the State's asset portfolio are water storage and distribution infrastructure, correctional centres, courtrooms, certain cultural assets (e.g. historic museum collections) and other environmental assets such as public reserves, parks and public open spaces.

### **Asset management policy**

Victoria's approach to asset investment sits within an overall framework of strategic asset management. The investment levels, asset base profiles and investment types need to be balanced and managed by departments and agencies to achieve the Government's overall policy objectives. *Sustaining Our Assets*, launched in 2000 provides details of the Government's asset management policy, and supports the policy framework as outlined in *Growing Victoria Together* and *Melbourne 2030*.

The Government's policy aims to maintain optimal asset holdings to support service delivery to the community, and provide a foundation for economic growth across the whole State. The policy seeks to direct asset management practices and emphasises four main features:

- service delivery needs form the basis of all asset management decisions and address social, economic and environmental needs of all Victorians;
- lifecycle approaches to asset management are to apply, including rigorous planning to evaluate alternatives that include options other than owning assets. Operating and maintenance requirements are evaluated, and implications of eventual replacement or retirement of assets are factored into acquisition decision-making;
- asset management and service delivery are integrated, for all asset decisions across all government departments and agencies; and
- increased emphasis on accountability for asset investment to yield greater transparency in asset investment selection, delivery and quality in reporting arrangements.

Achieving these features is critical to sustain a portfolio of assets which is responsive and adaptive to Victoria's changing needs.

While the level of asset investment is important, it is essential that the asset investments be delivered as efficiently as possible.

The Victorian Government has adopted risk management approaches to manage large infrastructure investments. Both the Gateway Initiative and *Partnerships Victoria* framework are designed to ensure projects are delivered to achieve value for money, on time and within scope and budget.

## Gateway Initiative

The Gateway Initiative is an integral part of the Government's commitment to responsible financial and resource management. The Government introduced the Gateway Initiative to reduce the risk of project cost and time overruns, to ensure alignment of projects with strategic objectives, and to better coordinate initiatives across all areas of government.

The four elements of the Gateway Initiative are:

- the development of a **multi-year strategy**: to improve decision-making about departmental asset investment initiatives and their alignment to strategic plans;
- **business case development**: to assist departments and agencies develop better business cases, allowing the right investments to be selected and project risks and delivery terms to be identified and addressed;
- **gateway review process**: to independently review key projects from initiation to completion to ensure achievement of milestones. The gateway review process incorporates best practice techniques that have been refined in both the public and private sectors, and is aimed at enhancing the State's risk management capacity; and
- enhanced **asset investment reporting**: to give improved exception-based asset monitoring as an integral part of an overall risk management framework.

## Partnerships Victoria

The Government is committed to maximising the value of infrastructure spending through the responsible use of resources of both the public and private sectors. *Partnerships Victoria*, launched in June 2000, provides the policy framework for a whole-of-government approach to the provision of public infrastructure and related ancillary services through public-private partnerships. The policy focuses on whole-of-life costing and full consideration of the benefits of risk transfer to private parties.

Where there is the potential to offer enhanced value for money compared to conventional procurement approaches, the *Partnerships Victoria* framework allows the Government to provide improved services at a lower cost. The potential for this is likely to occur in larger projects where there is scope for some or all of the following attributes:

- integration of design, construction, operation and maintenance over the life of an asset, within a single project package;
- innovation and significant transfer of risk to a private party; and
- appropriate third-party usage of facilities, either concurrently or 'out-of-hours', thereby reducing net cost to government.

Under *Partnerships Victoria*, the Government retains direct control over those core services where it is in the public interest to do so (such as custodial services in prisons, teaching in government schools and judiciary functions).

Value for money, rather than capital scarcity or balance sheet treatment, is the driver for the adoption of a *Partnerships Victoria* approach. Full budget funding is set aside for non self-funding projects before market interest is formally sought, allowing a project to proceed in public ownership should private bidders not offer value for money.

*Partnerships Victoria* guidance materials, including the 2001 publications, *Overview, Practitioners' Guide, Risk Allocation and Contractual Issues* and *Public Sector Comparator*, and 2003 publications, *Contract Management Framework, Public Sector Comparator Supplementary Technical Note* and *Use of Discount Rates* in the *Partnerships Victoria* process, assist implementation of the policy and serve the Government's desire to ensure that project delivery processes are as efficient, consistent and reliable as possible.

## **ASSET PLANNING TOOLS**

In applying the principles of the asset management policies and Gateway Initiative, a number of planning tools have been introduced by the Government. These planning tools are used by departments and agencies to inform government decision-making on the appropriate mix and level of asset investments to be undertaken. Through the application of these planning tools, agencies are assisted to inform decisions on the assets to be renewed or replaced based on their contribution to the achievement of outcomes and priorities of government.

### **Asset Strategy**

A ten-year Asset Strategy is required from all departments to drive asset management direction and to steer and better identify asset, asset-related and non-asset proposals.

The Asset Strategy sets direction and communicates up-front the assumptions and decisions about levels of service and who is to provide them. It presents the high-level departmental position that aligns asset management with corporate strategy to ensure all assets held support departmental objectives and government priorities both now and into the future.

As part of the annual budget process, each department is required to provide the Department of Treasury and Finance (DTF) with a revised Asset Strategy. The Asset Strategy is a direction blueprint to assist each department to consider possible investments and all major related costs over the lives of the asset holdings.



## **Asset Management Plan**

The Asset Management Plan is the tool used to translate direction given in the Asset Strategy into planned and timed actions along with the methods of monitoring and improving those actions. It is a department's working tool to consider and present the results of examined non-asset and asset options.

The Asset Management Plan serves as the repository of key details for proposals at each phase during the business case development stages of the project lifecycle. It is the vehicle for a department to consider and test asset proposal options and to present them in a form that can be used by line departments and central agencies.

## **Multi-Year Strategy**

The Multi-Year Strategy (MYS) identifies proposals intended to deliver government strategic priorities over the next ten years. It presents a consolidated view of planned asset and asset-related proposals for each department. It identifies the different stages of proposal development in the different time periods of the MYS.

The MYS comprises three time periods to better align the information presented to inform budget decision-making for the longer, medium and short term. As a proposal progresses from concept to business case finalisation, the information presented in the MYS moves through these time periods, consistent with its planning status.

## **Strategic modelling**

Strategic modelling is increasingly being used to understand sustainability issues and to assist asset renewal decisions to meet present and future service delivery needs.

The strategic planning tool provides a general government asset investment modelling capability with portfolio information to assist improve budget decisions in asset allocation and in estimating renewals falling due and forward demand projections.

## **ASSET INVESTMENT DECISION-MAKING**

Asset investment decision-making is guided by government policy in economic and social development, and financial and environmental management. Key government strategic planning documents include *Growing Victoria Together* and *Labor's Financial Statement*. These requirements/commitments are informed by community consultation, existing legislation, policy and contractual commitments, and the provision of advice from departments.

Within the general government sector, government determines the asset investment program during the annual budget process. Individual asset investment proposals are subject to government scrutiny to select proposed investments of the most effective means to deliver a department's outputs and to meet government outcomes. Information contained within a department's MYS, Asset Strategy and Asset Management Plan, together with advice from central agencies, is used to assist with decision-making.

In making its decision on any proposed asset investment, the Government also assesses the output provision implications that will need to be reflected in the department's output budget.

Prior to a department submitting asset investment proposals to the Government for its consideration, proposed asset investments are subject to scrutiny by a department's own internal review process.

## **CHAPTER ONE: PUBLIC SECTOR ASSET INVESTMENT PROGRAM 2004-05**

---

The public sector asset investment program includes asset investments that will either increase service capacity or sustain the existing service capacity of assets to meet the priority needs of all Victorians. This chapter highlights major strategic asset investments, outlines the specific allocation of the Growing Victoria infrastructure reserve, summarises the asset investments of the general government sector and major public non-financial corporations (PNFCs), and highlights public-private partnership projects.

### **2004-05 ASSET INVESTMENT INITIATIVES**

The 2004-05 Budget continues to deliver the Government's commitments outlined in *Growing Victoria Together*, *Sustaining Our Assets* and *Melbourne 2030* priorities, in health services and education, a safer environment, and a better future – all within an ongoing framework of sound financial management and fiscal responsibility.

The 2004-05 Budget saw the announcement of new asset investments with a total estimated investment (TEI) of \$2 billion, in addition to the \$364 million TEI announced in the *2003-04 Budget Update* and major asset investments outlined in the April 2004 Economic Statement, *Victoria: Leading the Way*.

The scope and nature of the asset investments demonstrates the Government's ongoing commitment to deliver world-class infrastructure to enhance social, economic, environmental and cultural outcomes across the State.

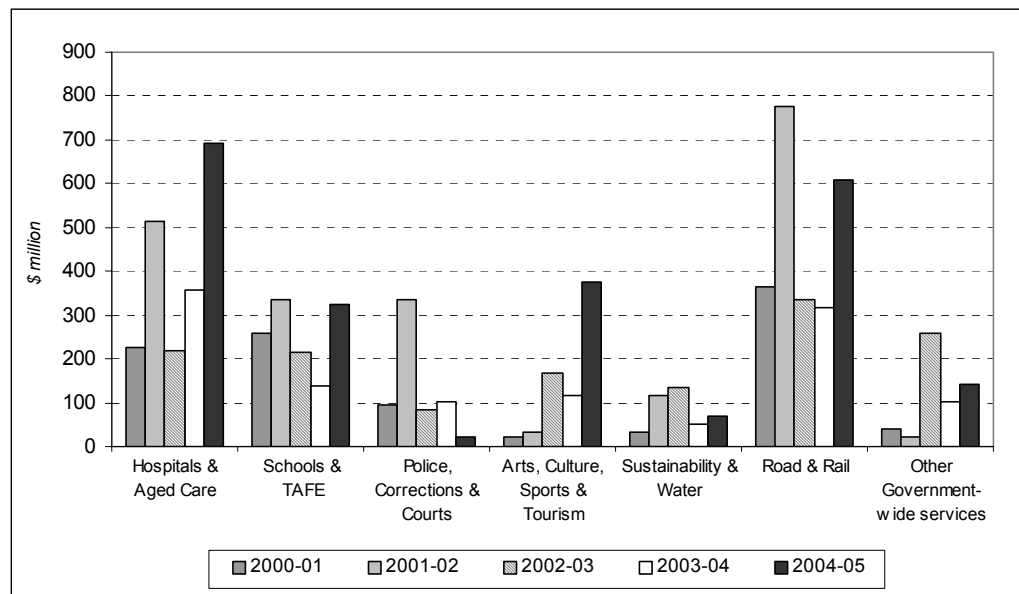
Major strategic asset investments announced in the 2004-05 Budget are presented in Budget Paper No. 3, Chapter 1. The Government has committed a total gross asset investment in infrastructure over the next four years in excess of \$10 billion to support service delivery to the public.

Chart 1.1 shows the investment committed to assets by service sectors over the period 2000-01 to 2004-05. The actual expenditure and delivery of assets from these investments occurs over a period of years and is reflected in the project listings provided in this publication.

Delivery of infrastructure investment is the result of long-range service planning, which will vary significantly from year to year.

Chart 1.1 highlights the increases in Hospitals and Aged Care over recent years and depicts strong continuation in the Schools and TAFE sector.

**Chart 1.1: TEI Budget commitments announced by key infrastructure class<sup>(a)</sup>**



Source: Department of Treasury and Finance

Note:

(a) Includes initiatives that may be delivered by Partnerships Victoria.

The overall investment trend in Chart 1.1 reflects government priorities to reinvest in social infrastructure so it aligns with service requirements and is fit for its intended purpose. It also reflects the Government's ongoing investment in economic infrastructure to support the growth of the State's economy.

The following are highlights of 2004-05 Budget investment in infrastructure.

- Hospitals and Aged Care facilities in Health:
  - investment of \$565 million TEI to renew and replace existing facilities that includes \$250 million at Royal Women's Hospital, \$87 million at Kew Residential Services, and \$50 million at Grace McKellar Centre; and
  - investment of \$129 million TEI for additional and enhanced facilities that includes \$60 million at the Alfred Centre, \$18 million at Geelong Hospital Radiotherapy, and \$11 million at Latrobe Hospital Cancer Treatment Centre.

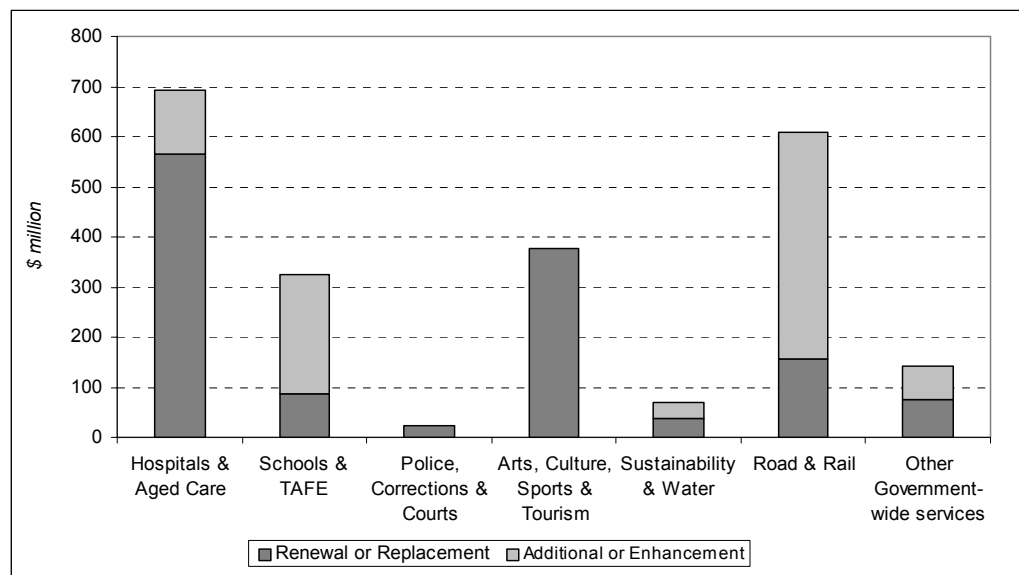
- Schools and TAFE Institutes in Education:
  - investment of \$235 million TEI for additional and enhanced facilities such as better schools and facilities of excellence; and
  - investment of \$88 million TEI to renew and replace facilities such as relocatable classrooms, Ballarat TAFE consolidation and reinstatements of fire damaged assets.
- Other service sectors:
  - investment for additional and enhanced physical assets that include \$190 million for the Geelong Bypass and \$23 million for the regional fast rail;
  - investment of \$157 million TEI to renew and replace physical assets such as those under the Road Safety Infrastructure Program (Blackspots);
  - investment of \$376 million TEI to replace the Melbourne Convention Centre and to renew and replace physical assets at the Victorian Arts Centre;
  - investment of \$75 million TEI to renew and to replace physical assets such as whole-of-government information and communication technology (ICT) standardisation and replacement of equipment supporting the bushfire initiative;
  - investment of \$22.5 million TEI to renew and replace facilities such as Mildura and Carlton/North Melbourne police stations and rural police stations; and
  - investment of \$120 million TEI under the Victorian Water Trust Program to upgrade irrigation systems, improve water supplies and sewerage treatment in country towns, increase water efficiency and reuse and recycling of water to enhance the health of our water resources and improve water security for future needs.

## Types of investments

Infrastructure can be improved either through building additional assets or through renewal or replacement of existing assets.

Chart 1.2 presents 2004-05 new projects by investment type. The chart shows, for each service sector, investments to replenish and rejuvenate the asset stock along with investments to further expand and enhance the asset stock. These investments are being made consistent with government priorities and align with *Growing Victoria Together*, *Sustaining Our Assets* and *Melbourne 2030* policy positions.

**Chart 1.2: Asset investments (TEI) announced in 2004-05 by infrastructure type**<sup>(a)(b)(c)</sup>



Source: Department of Treasury and Finance

Notes:

- (a) TEI of new projects as presented in Budget Paper No. 3.
- (b) TEI excludes new projects of PNFCs.
- (c) TEI includes initiatives that may be delivered by Partnerships Victoria.

Of the 2004-05 investments in key infrastructure classes around 60 per cent is for renewal or replacement initiatives and the remainder is for additional and enhanced infrastructure.

### Growing Victoria infrastructure reserve

The Government recognises that effective infrastructure is essential for delivering improved services and promoting growth across the State. In line with this objective, in the 2000-01 Budget, the Government established the \$1 billion Growing Victoria infrastructure reserve. Since then, the Government has allocated an additional \$575 million to this reserve to fund investments of social, economic and environmental benefit to the State. Asset investment financed from the Growing Victoria infrastructure reserve is well advanced and has boosted infrastructure development in the medium term from a strong base level. The \$1.6 billion is fully committed to asset investment projects and will be exhausted in 2005-06.

The primary focus of the Growing Victoria infrastructure reserve has been on:

- major transport infrastructure projects – Linking Victoria;
- significant modernisation programs in education and training – Skilling Victoria; and
- information and communication technology facilities and capabilities – Connecting Victoria.

The specific allocation of the Growing Victoria infrastructure reserve is detailed in Table 1.1 below.

**Table 1.1: Growing Victoria infrastructure reserve – funding by project**

| <i>Project</i>  | <i>(\$ million)</i>       |                           |                           |                            |                             | <i>TEI<sup>(a)</sup><br/>from GV<sup>(b)</sup></i> |
|---|---------------------------|---------------------------|---------------------------|----------------------------|-----------------------------|--|
|   | <i>2001-02<br/>Actual</i> | <i>2002-03<br/>Actual</i> | <i>2003-04<br/>Actual</i> | <i>2004-05<br/>Revised</i> | <i>2005-06<br/>Estimate</i> |  |
| <b>Linking Victoria</b>   |                           |                           |                           |                            |                             |  |
| Fast rail links to regional centres (DOI) <sup>(c)</sup>                  | 3.0                       | 110.9                     | 302.3                     | 157.1                      | ..                          | 573.3  |
| <b>Total allocated to Linking Victoria</b>                                | <b>3.0</b>                | <b>110.9</b>              | <b>302.3</b>              | <b>157.1</b>               | <b>..</b>                   | <b>573.3</b>                                       |
| <b>Skilling Victoria</b>  |                           |                           |                           |                            |                             |  |
| Modernisation/upgrade of facilities – schools (DE&T) <sup>(d)</sup>       | 53.0                      | ..                        | ..                        | ..                         | ..                          | 110.0  |
| Innovating Victoria: Enhanced learning environments – schools (DE&T)      | 23.7                      | 35.0                      | 30.9                      | 0.4                        | ..                          | 90.0   |
| Innovating Victoria: Enhanced learning environments – TAFE (DE&T)         | 4.8                       | 13.2                      | 21.4                      | 5.6                        | ..                          | 45.0   |
| Education precinct in Gippsland (DE&T)                                    | ..                        | 1.2                       | 6.4                       | 2.9                        | ..                          | 10.5   |
| Ballarat Vocational Education and Training Centre (DE&T)                  | ..                        | 0.4                       | 2.3                       | 2.3                        | ..                          | 5.0  |
| Modernisation of facilities – Maryborough education precinct (DE&T)       | 0.1                       | 0.4                       | 0.1                       | ..                         | ..                          | 0.6  |
| Australian College of Wine (DE&T)   | 3.6                       | 1.5                       | 1.6                       | 0.7                        | ..                          | 7.4  |
| Bacchus Marsh Science and Technology Centre (DE&T)                        | ..                        | 0.2                       | 2.7                       | 1.1                        | ..                          | 4.0  |
| Gene Technology Access Centre (DE&T)                                      | 0.1                       | 1.5                       | 2.6                       | ..                         | ..                          | 4.2  |
| Space Science Education Centre (DE&T)                                     | ..                        | 0.1                       | 0.5                       | 5.8                        | ..                          | 6.4  |
| Science innovation and education precincts across regional Victoria (DPI) | 5.1                       | 22.2                      | 16.7                      | 6.0                        | ..                          | 50.0   |
| <b>Total allocated to Skilling Victoria</b>                               | <b>90.4</b>               | <b>75.7</b>               | <b>85.2</b>               | <b>24.8</b>                | <b>..</b>                   | <b>333.1</b>                                       |
| Public Sector Asset Investment Program 2004-05                            |                           |                           |                           | Chapter 1                  | 11                          |  |

| Project   | (\$ million)      |                   |                   |                    |                     | TEI <sup>(a)</sup><br>from GV <sup>(b)</sup> |
|---|-------------------|-------------------|-------------------|--------------------|---------------------|--|
|   | 2001-02<br>Actual | 2002-03<br>Actual | 2003-04<br>Actual | 2004-05<br>Revised | 2005-06<br>Estimate |  |
| <b>Connecting Victoria</b>  |                   |                   |                   |                    |                     |  |
| E-Government – redevelopment of vic.gov.au portal (DOI)                 | 1.0               | 1.0               | 2.0               | ..                 | ..                  | 4.0  |
| Modernisation of school facilities to incorporate ICT (DE&T)            | 21.1              | 16.4              | 0.9               | 1.6                | ..                  | 40.0   |
| Broadband ICT delivery infrastructure for TAFE (DE&T)                   | 4.6               | 14.4              | 0.1               | ..                 | ..                  | 19.0   |
| Regional telecommunications infrastructure (DSE)                        | 2.4               | 0.3               | ..                | 0.3                | ..                  | 3.0  |
| Bridging the Digital Divide (DE&T)                                      | 16.2              | 3.7               | 2.1               | 1.0                | ..                  | 23.0   |
| Information and communication technology strategy for health care (DHS) | 7.6               | 8.6               | 9.7               | 4.1                | ..                  | 30.0   |
| Land titles automation project (DSE)                                    | 10.5              | ..                | ..                | ..                 | ..                  | 10.5   |
| Information technology document management centre (DSE)                 | 0.7               | 4.1               | ..                | ..                 | ..                  | 4.8  |
| <b>Total allocated to Connecting Victoria</b>                           | <b>64.1</b>       | <b>48.5</b>       | <b>14.8</b>       | <b>7.0</b>         | <b>..</b>           | <b>134.3</b>                                 |
| <b>Other asset projects <sup>(e)</sup></b>                              | <b>..</b>         | <b>315.0</b>      | <b>211.6</b>      | <b>7.7</b>         | <b>..</b>           | <b>534.3</b>                                 |
| <b>Total Growing Victoria allocation to date</b>                        | <b>157.5</b>      | <b>550.1</b>      | <b>613.9</b>      | <b>196.5</b>       | <b>..</b>           | <b>1 575.0</b>                               |
| <b>Balance of Growing Victoria infrastructure reserve</b>               | <b>1360.5</b>     | <b>810.4</b>      | <b>196.5</b>      | <b>..</b>          | <b>..</b>           | <b>1 575.0</b>                               |

Source: Department of Treasury and Finance

Notes:

(a) Total estimated investment.

(b) Growing Victoria.

(c) Total project TEI is \$616.8 million, of which the Growing Victoria infrastructure reserve funds \$573.3 million.

(d) Total estimated investment includes \$57 million expenditure in 2000-01.

(e) Allocated to fund projects approved as part of the asset program generally.

## Asset investment program

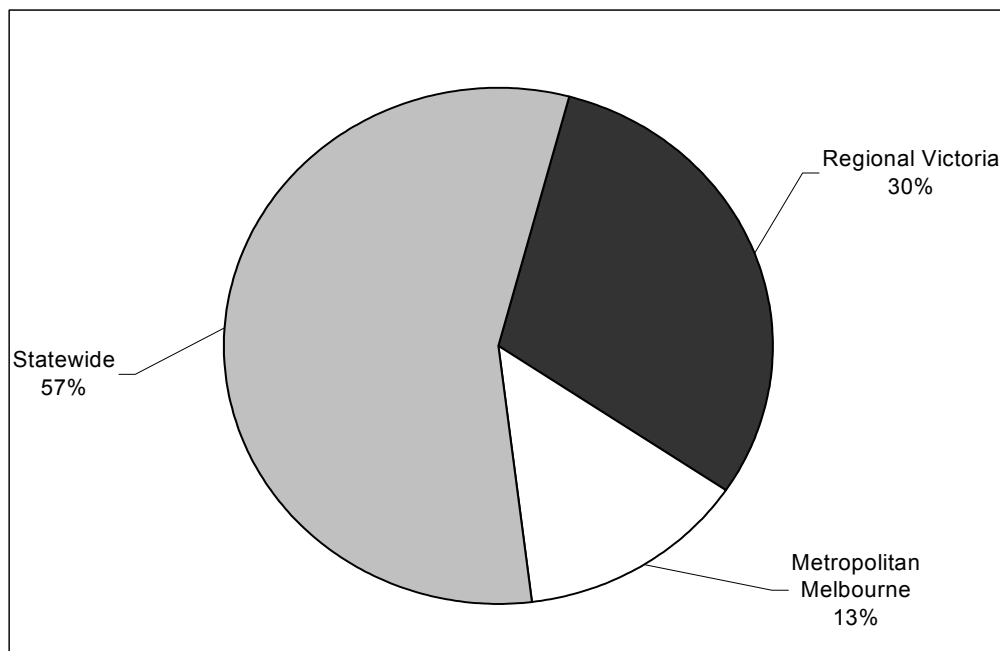
The TEI of the asset investment program presented in this publication is \$10.2 billion, with \$7.6 billion worth of projects in the general government sector and the balance being provided through the public non-financial corporations sector. (See Tables 1.2 and 1.6 respectively)



The program represents the major asset investments in 2004-05 for the general government sector and PNFCs. These investments have or will result in physical assets available to support service delivery both now and into the future.

Chart 1.3 shows the impact of the asset investment program on the capacity to deliver services across the State.

**Chart 1.3: Impact of the 2004-05 asset investment program on service capacity by area**<sup>(a)(b)</sup>



Source: Department of Treasury and Finance

Notes:

- (a) Includes all projects in the asset investment program as listed in Chapters 2 and 3 of this publication.
- (b) Excludes projects to be delivered through Partnerships Victoria as TEI will not be disclosed until after completion of the tender process.

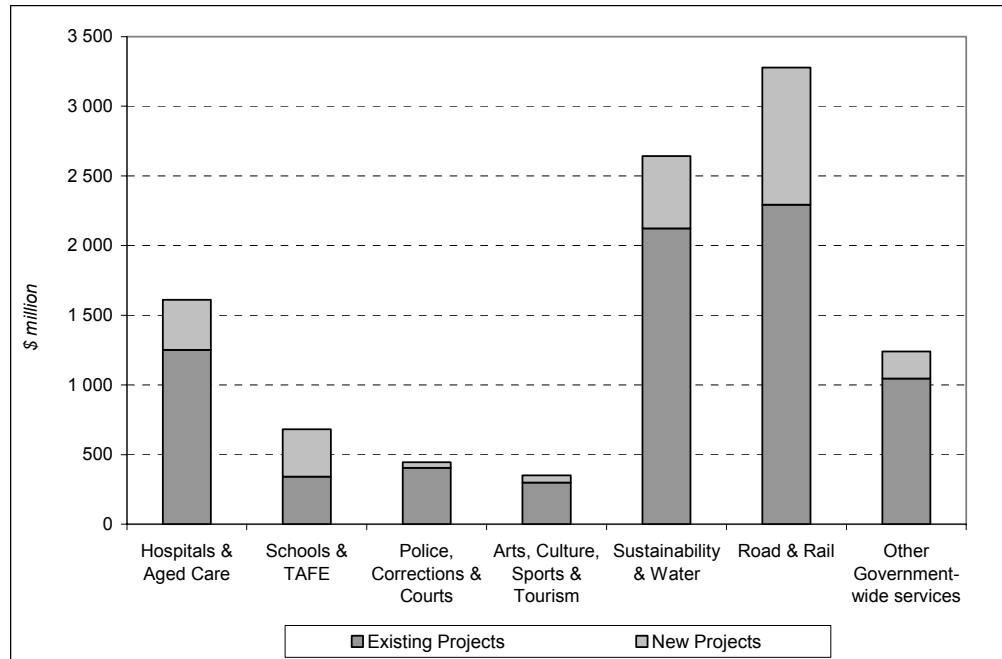
As shown in Chart 1.3, the majority of the asset investment program supports a statewide approach to service provision. Investments supporting services being made available to be enjoyed by all Victorians such as teaching hospitals, major arts facilities, major roads, rail and water infrastructure and communication technologies.

The investment profile shows major investment is taking place in all service sectors and highlights that new 2004-05 projects continue the investments in all social, economic and environmental portfolios.

## General government sector asset investment

The Victorian Government manages an extensive range of public physical assets, which was valued at \$41.7 billion at 30 June 2003. Chart 1.4 provides a summary view for each service sector of the existing projects and new projects being delivered by the asset investment program.

**Chart 1.4: Asset investment (TEI) program by key infrastructure class 2004-05<sup>(a)(b)</sup>**



Source: Department of Treasury and Finance

Notes:

- (a) Includes all projects in the asset investment program as listed in Chapters 2 and 3.
- (b) Excludes projects to be delivered through Partnerships Victoria as TEI will not be disclosed until after completion of the tender process.

Table 1.2 summarises projected investment in 2004-05 on direct additions to public assets by departments. The table covers both new projects announced in the 2004-05 Budget and projects previously underway. It includes those projects which are funded by way of State and/or Commonwealth funds.

Asset investments are listed as either:

- **existing projects** - are projects being delivered that received government approval prior to the 2004-05 Budget; or
- **new projects** – all projects approved by government to commence in 2004-05.

**Table 1.2: General government asset investment program 2004-05 – summary<sup>(a)</sup>**

| <i>Department</i>                                     | <i>(\$ million)</i>               |   |                                      |                              |
|---|-----------------------------------|---|--------------------------------------|------------------------------|
|   | <i>Total Estimated Investment</i> | <i>Expenditure to 30.6.2004<sup>(b)</sup></i> | <i>Estimated Expenditure 2004-05</i> | <i>Remaining Expenditure</i> |
| <b>Education and Training</b>                         |                                   |   |                                      |                              |
| Existing projects                                     | 341.5                             | 206.2   | 128.7                                | 6.6                          |
| New projects  | 341.1                             | 0.1   | 148.2                                | 192.8                        |
| <b>Human Services</b>                                 |                                   |   |                                      |                              |
| Existing projects                                     | 1 251.4                           | 449.5   | 286.5                                | 265.4                        |
| New projects  | 360.0                             | ..  | 151.8                                | 208.2                        |
| <b>Infrastructure</b>                                 |                                   |   |                                      |                              |
| Existing projects                                     | 2 347.2                           | 1 163.5                                       | 598.6                                | 585.1                        |
| New projects  | 983.5                             | 5.2   | 169.8                                | 808.5                        |
| <b>Innovation, Industry and Regional Development</b>  |                                   |   |                                      |                              |
| Existing projects                                     | 179.1                             | 52.9  | 71.3                                 | 54.8                         |
| New projects  | ..                                | ..  | ..                                   | ..                           |
| <b>Justice</b>  |                                   |   |                                      |                              |
| Existing projects                                     | 407.2                             | 163.8   | 91.6                                 | 151.9                        |
| New projects  | 39.8                              | 5.9   | 18.3                                 | 15.6                         |
| <b>Premier and Cabinet</b>                            |                                   |   |                                      |                              |
| Existing projects                                     | 175.7                             | 75.3  | 49.8                                 | 50.6                         |
| New projects  | 37.6                              | ..  | 25.5                                 | 12.1                         |
| <b>Primary Industries</b>                             |                                   |   |                                      |                              |
| Existing projects                                     | 160.1                             | 55.8  | 36.4                                 | 67.9                         |
| New projects  | 0.6                               | ..  | 0.6                                  | ..                           |
| <b>Sustainability and Environment</b>                 |                                   |   |                                      |                              |
| Existing projects                                     | 439.9                             | 120.3   | 68.5                                 | 251.1                        |
| New projects  | 27.2                              | ..  | 7.5                                  | 19.7                         |
| <b>Treasury and Finance</b>                           |                                   |   |                                      |                              |
| Existing projects                                     | 144.9                             | 130.4   | 12.4                                 | 2.1                          |
| New projects  | 13.0                              | ..  | 5.7                                  | 7.3                          |
| <b>Victorian Communities</b>                          |                                   |   |                                      |                              |
| Existing projects                                     | 123.3                             | 13.6  | 87.2                                 | 22.5                         |
| New projects  | 14.5                              | ..  | 5.4                                  | 9.1                          |
| <b>Parliament</b>                                     |                                   |   |                                      |                              |
| Existing projects                                     | 0.4                               | ..  | 0.4                                  | ..                           |
| New projects  | 8.8                               | ..  | 4.3                                  | 4.5                          |
| <b>Country Fire Authority</b>                         |                                   |   |                                      |                              |
| Existing projects                                     | 45.9                              | 27.9  | 12.0                                 | 5.9                          |
| New projects  | 62.7                              | 1.4   | 24.5                                 | 36.8                         |
| <b>Metropolitan Fire and Emergency Services Board</b> |                                   |   |                                      |                              |
| Existing projects                                     | 114.1                             | 28.2  | 56.1                                 | 29.9                         |
| New projects  | ..                                | ..  | ..                                   | ..                           |
| <b>Total Existing projects</b>                        | <b>5 730.7</b>                    | <b>2 487.4</b>                                | <b>1 499.5</b>                       | <b>1 493.9</b>               |
| <b>Total New projects</b>                             | <b>1 888.7</b>                    | <b>12.5</b>                                   | <b>561.6</b>                         | <b>1 314.6</b>               |
| <b>Total projects</b>                                 | <b>7 619.4</b>                    | <b>2 499.9</b>                                | <b>2 061.1</b>                       | <b>2 808.5</b>               |

Source: Department of Treasury and Finance

Notes:

(a) Summary of expenditure for projects listed in Chapter 2.

(b) Actual estimated expenditure to 30 June 2004 based on information provided by departments.

## INVESTING IN THE GENERAL GOVERNMENT SECTOR

Sustaining the capital stock to effectively support services has been achieved by investment in renewing and replacing assets at levels consistent to achieve adequate fitness for purpose.

The sources of funding applied to deliver the asset investments program in the general government sector include:

- revenue received that has been appropriated to a department based on the actual depreciation of their controlled physical assets that has not yet been drawn down by a department as cash (depreciation equivalent);
- annual appropriations given by the Parliament to make payments, now or at some future point in time, for additions to the net asset base as given in the particular Appropriations Bill (appropriation);
- appropriation made pursuant to Section 29 of the Financial Management Act 1994 that represent the net retained revenue from approved asset sales that have been agreed to by the relevant portfolio Minister and the Treasurer in the form of an agreement (asset sales);
- own-source non-public account revenue of individual public agencies, including retained earnings and revenue generated from donations and fund raisings. Revenue achieved by an entity that has been generally raised by donations, user fees or charges that have been identified as being available for investment funding (own-source revenue); and
- General Commonwealth grant for capital purposes provided to regulatory bodies and other part budget funded agencies.

Table 1.3 provides a summary of the revenue sources of funding for total Victorian general government sector asset investment for the 2003-04 and 2004-05 Budgets.

**Table 1.3: General government revenue sources for asset investment program 2003-04 and 2004-05<sup>(a)</sup>**

|   | (\$ million)                     |                   |
|---|----------------------------------|-------------------|
|   | 2003-04<br>Budget <sup>(a)</sup> | 2004-05<br>Budget |
| Depreciation equivalent   | 1 017.0                          | 1 219.9           |
| Appropriation   | 1 087.4                          | 1 237.3           |
| Asset sales   | 16.4                             | 13.3              |
| Own-source revenue  | ..                               | ..                |
| General Commonwealth grant                                      | 9.9                              | 0.4               |
| <b>Total general government sector purchase of fixed assets</b> | <b>2 130.7</b>                   | <b>2 470.9</b>    |

Source: Department of Treasury and Finance

Note:

(a) Estimate as published in the 2003-04 Budget Papers.

## Commonwealth programs

The Commonwealth Government allocates capital grants to the State on terms and conditions aimed at achieving particular objectives. In accepting these grants, the Victorian Government seeks to ensure that:

- all asset investments are subject to the same evaluation criteria as those that are state-funded;
- state contributions are linked to output provision rather than input matching, and take account of whether they can be accommodated within the State's fiscal plans; and
- asset investment planning and implementation complement and reinforce State investment requirements wherever practicable.

Table 1.4 provides a summary of Commonwealth funded projects in the 2004-05 Budget.

**Table 1.4: Commonwealth supported projects in the asset investment program 2004-05<sup>(a)</sup>**

|                                | (\$ million)               |   |                               |                       |
|--------------------------------|----------------------------|---|-------------------------------|-----------------------|
|                                | Total Estimated Investment | Expenditure to 30.6.2004 <sup>(b)</sup> | Estimated Expenditure 2004-05 | Remaining Expenditure |
| <b>Housing projects</b>        |                            |   |                               |                       |
| Existing projects              | 402.3                      | 183.2                                   | 158.9                         | 60.2                  |
| New projects                   | 109.2                      | ..                                      | 69.5                          | 39.7                  |
| <b>Road projects</b>           |                            |   |                               |                       |
| Existing projects              | 567.0                      | 209.0                                   | 154.5                         | 203.5                 |
| New projects                   | 380.0                      | ..                                      | 12.0                          | 368.0                 |
| <b>TAFE Institutes</b>         |                            |   |                               |                       |
| Existing projects              | 63.5                       | 41.7                                    | 16.4                          | 5.4                   |
| New projects                   | 17.4                       | 0.1                                     | 5.6                           | 11.8                  |
| <b>Total existing projects</b> | <b>1 032.8</b>             | <b>433.9</b>                            | <b>329.8</b>                  | <b>269.1</b>          |
| <b>Total new projects</b>      | <b>506.6</b>               | <b>0.1</b>                              | <b>87.0</b>                   | <b>419.5</b>          |
| <b>Total projects</b>          | <b>1 539.4</b>             | <b>434.0</b>                            | <b>416.8</b>                  | <b>688.6</b>          |

Source: Department of Treasury and Finance

Notes:

(a) Includes Commonwealth and Commonwealth-State funded projects listed in Chapters 2 and 3.

(b) Actual estimated expenditure to 30 June 2004 based on information provided by departments.

## Dedicated revenue sources

Revenue to fund some asset investments is also provided from dedicated sources, either under legislation or as a consequence of Government policy. Planning for such investments is subject to the same evaluation practices as other general government asset investments, but annual expenditure on them is dependent on the availability of funding from these dedicated sources.

The Better Roads Victoria Trust (BRV), funded by State appropriation, provides funding for the maintenance and construction of metropolitan and regional road related infrastructure. One third of the funding from the program is allocated to regional road infrastructure and two thirds to metropolitan road infrastructure. Specific projects included in the BRV are identified in Chapter 2, *General Government Sector Asset Investment Program 2004-05*.

The proceeds from the sale of any surplus education assets are made available for reinvestment in the education portfolio by agreement between the portfolio Minister and the Treasurer. This reinvestment may include the improvement and refurbishment of existing school and TAFE facilities, and the enhancement of education services with new technology.

The *Community Support Fund* (CSF) obtains revenue under the *Gambling Regulation Act 2003*. The CSF may be applied for community enhancement in the areas of sport and recreation, community services, arts and tourism. Budget sector proposals for CSF financed asset initiatives follow the normal planning and appraisal processes for approval.

Table 1.5 summarises 2004-05 asset investments that are committed against 'dedicated' revenue sources on projects listed in Chapter 2, *General Government Sector Asset Investment Program 2004-05*.

**Table 1.5: Dedicated revenue sources – asset investment projects in the asset investment program 2004-05**

|                                | (\$ million)                     |  |                                     |                          |
|--------------------------------|----------------------------------|--|-------------------------------------|--------------------------|
|                                | Total<br>Estimated<br>Investment | Expenditure to<br>30.6.2004 <sup>(a)</sup> | Estimated<br>Expenditure<br>2004-05 | Remaining<br>Expenditure |
| <b>Better Roads</b>            |                                  |  |                                     |                          |
| Existing projects              | 597.1                            | 361.1                                      | 92.6                                | 143.4                    |
| New projects                   | 432.6                            | 5.2  | 56.9                                | 370.5                    |
| <b>Education Sector</b>        |                                  |  |                                     |                          |
| Existing projects              | ..                               | ..   | ..                                  | ..                       |
| New projects <sup>(b)</sup>    | 9.2                              | ..   | 9.2                                 | ..                       |
| <b>Community Support Fund</b>  |                                  |  |                                     |                          |
| Existing projects              | 17.4                             | 1.0  | 7.4                                 | 9.0                      |
| New projects                   | ..                               | ..   | ..                                  | ..                       |
| <b>Total existing projects</b> | <b>614.5</b>                     | <b>362.1</b>                               | <b>100.0</b>                        | <b>152.4</b>             |
| <b>Total new projects</b>      | <b>441.8</b>                     | <b>5.2</b>                                 | <b>66.1</b>                         | <b>370.5</b>             |
| <b>Total projects</b>          | <b>1 056.3</b>                   | <b>367.3</b>                               | <b>166.1</b>                        | <b>522.9</b>             |

Source: Department of Treasury and Finance

Notes:

(a) Actual estimated expenditure to 30 June 2004 based on information provided by departments.

(b) \$9.2 million has been provided in the 2004-05 Budget for the purposes of:

- school refurbishment and improvement projects mainly financed from the proceeds of sales of surplus assets (\$8.0 million); and
- technical and further education projects mainly financed from the proceeds of sales of surplus assets (\$1.2 million).

## MAJOR PUBLIC NON-FINANCIAL CORPORATIONS ASSET INVESTMENTS

Asset investments in major PNFCs, in corporatised PNFCs and in other authorities, such as the non-metropolitan urban and rural water businesses and the Office of Housing, are presented in this publication.

The public assets that PNFCs are accountable for managing rose from a value of \$31.5 billion as at 30 June 2003 to \$34.7 billion at 30 June 2004.

Financing for these asset investments may include private sector contributions (for example from developers in the water sector) and from Commonwealth Government specific purpose payments. Other financing includes the take-up of private equity interests.

Table 1.6 provides a summary of new and existing projects in asset intensive non-general government sector agencies (see Chapter 3, *Major Public Non-Financial Corporations Asset Investment Program 2004-05* for details). Minor asset investments, where the total estimated investment is less than \$100 000, are not listed.

**Table 1.6: Major public non-financial corporations asset investment program 2004-05 – summary<sup>(a)</sup>**

| <i>Project Description</i>                          | <i>(\$ million)</i>               |   |                                      |                              |
|---|-----------------------------------|---|--------------------------------------|------------------------------|
|   | <i>Total Estimated Investment</i> | <i>Expenditure to 30.6.2004<sup>(b)</sup></i> | <i>Estimated Expenditure 2004-05</i> | <i>Remaining Expenditure</i> |
| <b>First Mildura Irrigation Trust</b>               |                                   |   |                                      |                              |
| Existing projects                                   | 0.6                               | 0.5   | 0.1                                  | ..                           |
| New projects  | 8.5                               | 0.0   | 5.5                                  | 2.9                          |
| <b>Gippsland and Southern Rural Water</b>           |                                   |   |                                      |                              |
| Existing projects                                   | 7.0                               | 4.3   | 1.0                                  | 1.7                          |
| New projects  | 11.1                              | 0.0   | 1.7                                  | 9.5                          |
| <b>Goulburn-Murray Rural Water</b>                  |                                   |   |                                      |                              |
| Existing projects                                   | 114.0                             | 24.1  | 43.3                                 | 46.6                         |
| New projects  | 10.5                              | ..  | 3.6                                  | 6.9                          |
| <b>Grampians Wimmera-Mallee Rural Water</b>         |                                   |   |                                      |                              |
| Existing projects                                   | 73.7                              | 28.5  | 13.7                                 | 31.6                         |
| New projects  | 86.4                              | 0.7   | 3.7                                  | 82.0                         |
| <b>Lower Murray Urban and Rural Water Authority</b> |                                   |   |                                      |                              |
| Existing projects                                   | 62.1                              | 25.2  | 14.1                                 | 22.9                         |
| New projects  | 20.3                              | ..  | 2.1                                  | 18.2                         |
| <b>Office of Housing</b>                            |                                   |   |                                      |                              |
| Existing projects                                   | 402.3                             | 183.2   | 158.9                                | 60.2                         |
| New projects  | 109.2                             | ..  | 69.5                                 | 39.7                         |
| <b>Regional Urban Water Authorities</b>             |                                   |   |                                      |                              |
| Existing projects                                   | 1 406.9                           | 301.8   | 168.6                                | 936.5                        |
| New projects  | 357.2                             | 11.9  | 41.5                                 | 303.8                        |
| <b>Total existing projects</b>                      | <b>2 066.6</b>                    | <b>567.6</b>                                  | <b>399.5</b>                         | <b>1 099.6</b>               |
| <b>Total new projects</b>                           | <b>603.2</b>                      | <b>12.7</b>                                   | <b>127.6</b>                         | <b>462.9</b>                 |
| <b>Total projects</b>                               | <b>2 669.8</b>                    | <b>580.3</b>                                  | <b>527.1</b>                         | <b>1 562.5</b>               |

*Source: Department of Treasury and Finance*

*Notes:*

(a) *Summary of investment for new and existing projects listed in Chapter 3.*

(b) *Actual estimated expenditure to 30 June 2004 based on information provided by agencies.*



## OTHER PUBLIC NON-FINANCIAL CORPORATIONS AND PUBLIC FINANCIAL CORPORATIONS

Table 1.7 summaries asset investment that is not reported in Chapter 3 of this publication. The table represents the asset investment programs of other non-financial corporations and major public financial corporations. Investments by these entities accord to their three year corporate plans.

**Table 1.7: Asset investment program of other public non-financial corporations and financial corporations 2004-05<sup>(a)</sup>**

| (\$ million)   |  |   |
|--|--|---|
|  | <i>Actual<br/>Investment<br/>2002-03</i> | <i>Estimated<br/>Investment<br/>2003-04<sup>(b)</sup></i> |
| Melbourne Water Corporation                          | 115.5                                    | 144.3   |
| Yarra Valley Water Limited                           | 55.4                                     | 91.0  |
| South East Water Limited                             | 45.9                                     | 64.6  |
| City West Water Limited                              | 12.2                                     | 39.2  |
| Port of Melbourne Corporation <sup>(c)</sup>         | 17.6                                     | 47.9  |
| Victorian Regional Channels Authority <sup>(d)</sup> | 2.0                                      | 1.7   |
| Victorian Energy Networks Corporation                | 0.7                                      | 4.1   |
| Victorian Urban Development Authority <sup>(e)</sup> | 0.5                                      | 16.5  |
| Transport Accident Commission                        | 3.3                                      | 2.6   |
| <b>Total Asset Investment Program</b>                | <b>253.0</b>                             | <b>411.9</b>  |

Source: Department of Treasury and Finance

Notes:

- (a) PNFCs are government-owned entities which provide goods and services for sale in a commercial market place. PNFCs meet the competitive neutrality guidelines established under the National Competition Principles Agreement. One of the objectives of these major corporatised PNFCs is that they operate in an environment that aims to mirror the commercial and competitive disciplines facing private sector firms. It is therefore inappropriate to provide more than summary details of the asset investment programs for these PNFCs.
- (b) The asset investment program shown in this column is based on the capital expenditure programs outlined in the respective 2003-04 corporate planning documents of PNFCs.
- (c) The Port of Melbourne Corporation began operations on 1 July 2003 and took on the roles and responsibilities of the former Melbourne Port Corporation, which ceased operations on 30 June 2003, and, from 3 November 2003, the role of Victorian Channels Authority in relation to the channels and port waters of the Port of Melbourne.
- (d) The Victorian Regional Channels Authority began operations on 1 April 2004.
- (e) The Victorian Urban Development Authority was established on 1 August 2003 as the successor to the former Docklands Authority and the Urban and Regional Land Corporation.

## PRIVATE SECTOR INVESTMENT IN STATE INFRASTRUCTURE

### Partnerships Victoria

*Partnerships Victoria* is about creating partnerships between the Government and private businesses in which improved value for money is achieved by utilising the innovation capabilities and skill of both sectors to deliver performance improvements and efficiency savings. The choice between public and private provision of infrastructure is based on an assessment of the needs of each project and is tested against a rigorous public interest test. This framework ensures that investment decisions are based on merit and outcomes are judged on the public benefits obtained.

Since October 1999, eleven major investment projects involving the private sector in the provision of public infrastructure have reached contractual close. These projects represent total estimated capital expenditure on public infrastructure of approximately \$1 billion and include:

- Melbourne County Court;
- Wodonga Wastewater Treatment Facility;
- Spencer Street Station redevelopment;
- Film and Television Studios;
- Echuca/Rochester Wastewater Project;
- Casey Community Hospital;
- Enviro Altona;
- Mobile Data Network;
- correctional facilities (600 bed remand centre and 300 bed prison);
- Metropolitan Mobile Radio; and
- Emergency Alerting System.

Procurement processes are also under way for further projects valued at approximately \$2.5 billion. These include:

- Mitcham-Frankston Freeway;
- North Ballarat and Creswick Reclaimed Water Project;
- Royal Melbourne Showgrounds redevelopment; and
- Royal Women's Hospital redevelopment.

In addition, the Government has determined that the Melbourne Convention Centre redevelopment will be undertaken as a *Partnerships Victoria* project. The formal tender process will begin later in 2004.

The Relocatable Classrooms project has been developed under a procurement process that is consistent with *Partnerships Victoria* policy.

The Government is also investigating the possibility of delivering the following projects under the *Partnerships Victoria* approach:

- Werribee Plains Vision;
- Barwon Water – Biosolids Black Rock Treatment Plant;
- Melbourne Wholesale Fruit, Vegetable, Flower and Fish Markets redevelopment;
- Metropolitan Food Services Project;
- affordable housing; and
- aged care facilities/sub acute facilities.



## CHAPTER TWO: GENERAL GOVERNMENT SECTOR ASSET INVESTMENT PROGRAM 2004-05

### DEPARTMENT OF EDUCATION AND TRAINING

#### Existing projects

| <i>Project Description</i>   | <i>(\$ thousand)</i>              |   |                                      |                              |
|--|-----------------------------------|---|--------------------------------------|------------------------------|
|  | <i>Total Estimated Investment</i> | <i>Expenditure to 30.06.2004 <sup>(a)</sup></i> | <i>Estimated Expenditure 2004-05</i> | <i>Remaining Expenditure</i> |
| <b>School Education</b>  |                                   |   |                                      |                              |
| Alexandra Secondary College - Technology, Science (Alexandra)  | 1 349                             | 1 287   | 62                                   | ..                           |
| Solway Primary School - School Modernisation - 3 General Purpose Classrooms, Staff Workspace and Art (Ashburton)                 | 729                               | 491   | 238                                  | ..                           |
| Ballan Primary School - School Modernisation - 2 General Purpose Classrooms, Toilets and Administration (Ballan)                 | 884                               | 727   | 157                                  | ..                           |
| Balwyn High School - Commerce (Balwyn North)   | 399                               | 72  | 327                                  | ..                           |
| Balwyn High School - General Purpose Classrooms, Arts, Personal Development, Lockers, Toilets (Balwyn North)                     | 2 471                             | ..  | 2 471                                | ..                           |
| Barwon Heads Primary School - General Purpose Classrooms, Art/Craft, Canteen (Barwon Heads)                                      | 1 149                             | 813   | 336                                  | ..                           |
| Bellarine Secondary College - New School (Bellarine)   | 2 750                             | ..  | 2 750                                | ..                           |
| Bellarine Secondary College - Ocean Grove Campus Upgrade (Bellarine)   | 3 000                             | 2 040   | 960                                  | ..                           |
| Boronia Primary School - Fire Reinstatement Program - 5 General Purpose Classrooms, Administration, First Aid, Toilets (Boronia) | 1 769                             | 397   | 1 372                                | ..                           |
| Public Sector Asset Investment Program 2004-05   |                                   | Education and Training                          |                                      | 25                           |

(\$ thousand)

| <i>Project Description</i>   | <i>Total Estimated Investment</i> | <i>Expenditure to 30.06.2004<sup>(a)</sup></i> | <i>Estimated Expenditure 2004-05</i> | <i>Remaining Expenditure</i> |
|--|-----------------------------------|--|--------------------------------------|------------------------------|
| Sherbourne Primary School - School Modernisation - 5 General Purpose Classrooms, Administration, Library, Music, Canteen, First Aid, Toilet (Briar Hill)                     | 1 607                             | 1 334  | 273                                  | ..                           |
| Broadford Secondary College - School Modernisation - Stage 2 - Music, Drama, Art, Graphics, Fabrics, Physical Education, Canteen (Broadford)                                 | 1 775                             | 1 431  | 344                                  | ..                           |
| Buninyong Primary School - School Modernisation - 4 General Purpose Classrooms, Music, Administration, Change/Shower, Toilets (Buninyong)                                    | 1 199                             | 822  | 377                                  | ..                           |
| Camberwell High School - Food Technology, Information Technology (Canterbury)  | 1 267                             | 1 087  | 180                                  | ..                           |
| Princes Hill Secondary College - School Modernisation - 3 General Purpose Classrooms, 2 Music, Fabrics, Home Economics, Technology, Toilets (Carlton North)                  | 2 035                             | 750  | 1 285                                | ..                           |
| Caroline Springs P-8 - New School (Caroline Springs)   | 5 000                             | 2 645  | 2 355                                | ..                           |
| Carrum Downs Secondary College - New School - Stage 2 (Carrum Downs)   | 5 300                             | 643  | 4 657                                | ..                           |
| Education precinct in Gippsland - Modernise facilities (Churchill)   | 10 500                            | 7 614  | 2 886                                | ..                           |
| Gippsland Precinct - Precinct Development (Churchill)  | 2 000                             | ..   | 2 000                                | ..                           |
| Coburg West Primary School - School Modernisation - Multi Purpose Room, Art/Craft, Staff Workspace (Coburg)  | 485                               | 433  | 52                                   | ..                           |
| Coolaroo South Primary School - School Modernisation - Stage 1 - 6 General Purpose Classrooms (Coolaroo)   | 690                               | 640  | 50                                   | ..                           |
| Lyndhurst Secondary College - School Modernisation - 5 General Purpose Classrooms, Arts, Music, Information Technology, Fabrics, Home Economics, Administration (Cranbourne) | 3 290                             | 511  | 2 779                                | ..                           |

(\$ thousand)

| <i>Project Description</i>  | <i>Total Estimated Investment</i> | <i>Expenditure to 30.06.2004 <sup>(a)</sup></i> | <i>Estimated Expenditure 2004-05</i> | <i>Remaining Expenditure</i> |
|---|-----------------------------------|---|--------------------------------------|------------------------------|
| Creswick Primary School - School Modernisation - Stage 1 - 4 General Purpose Classrooms, Staff Work Space (Creswick)  | 746                               | 647   | 99                                   | ..                           |
| Doncaster Secondary College - General Purpose Classrooms, Lockers, Toilets, Home Economics (Doncaster)  | 1 581                             | 1 408   | 173                                  | ..                           |
| Geelong High School - School Modernisation - Science, Technology, Physical Education, Staff Work Space, Change/Shower (East Geelong)                                | 3 438                             | 1 268   | 2 170                                | ..                           |
| Glen Katherine Primary School/St Helena Secondary College - School Modernisation - Stage 1 - Traffic remediation (Eltham North)                                     | 445                               | 47  | 398                                  | ..                           |
| Frankston High School - School Modernisation - Stage 2 - 6 General Purpose Classrooms, Fabrics, Home Economics, Technology Studies and Toilets (Frankston)          | 2 363                             | 736   | 1 627                                | ..                           |
| Mahogany Rise Primary School - School Modernisation - Facilities Upgrade (Frankston North)  | 726                               | 37  | 689                                  | ..                           |
| Glen Iris Primary School - School Modernisation - Stage 1 - 4 General Purpose Classrooms, Library, Staff Workspace and Toilets (Glen Iris)                          | 1 272                             | 1 011   | 261                                  | ..                           |
| Carronbank School - Replacement School (Glen Waverley)  | 1 036                             | 163   | 873                                  | ..                           |
| Specimen Hill Primary School - School Modernisation - 4 General Purpose Classrooms, Administration, Multi Purpose Room, Canteen, Library, Art/Craft (Golden Square) | 2 360                             | 1 161   | 1 199                                | ..                           |
| Hastings West Park Primary School - School Modernisation - 10 General Purpose Classrooms and Staff Workspace (Hastings West)  | 1 359                             | 1 171   | 188                                  | ..                           |
| Healesville Primary School - School Modernisation - Art/Craft, Music, Multi Purpose Room, Canteen and Toilets (Healesville)   | 1 032                             | 752   | 280                                  | ..                           |

(\$ thousand)

| <i>Project Description</i>   | <i>Total Estimated Investment</i> | <i>Expenditure to 30.06.2004<sup>(a)</sup></i> | <i>Estimated Expenditure 2004-05</i> | <i>Remaining Expenditure</i> |
|--|-----------------------------------|--|--------------------------------------|------------------------------|
| Cambridge Primary School - School Modernisation - 7 General Purpose Classrooms and Staff Workspace (Hoppers Crossing)                              | 1 261                             | 484  | 777                                  | ..                           |
| Hurstbridge Primary School - Fire Reinstatement Program (Hurstbridge)  | 4 500                             | 558  | 3 223                                | 720                          |
| Kangaroo Flat Primary School - Replacement School (Kangaroo Flat)  | 3 500                             | 248  | 3 252                                | ..                           |
| Lancefield Primary School - School Modernisation - 7 General Purpose Classrooms, Administration, Multi Purpose Room, Canteen, Toilets (Lancefield) | 2 239                             | 1 448  | 791                                  | ..                           |
| Lara Secondary College - New School - Stage 2 (Lara)   | 3 000                             | 1 972  | 1 028                                | ..                           |
| Lara Lake Primary School - School Modernisation - 9 General Purpose Classrooms, Library, Toilets, Administration (Lara Lake)                       | 1 773                             | 1 148  | 625                                  | ..                           |
| Lilydale High School - Facilities For Excellence - Science, Technology Studies, Staff Workspace and Toilets (Lilydale)                             | 3 815                             | 2 439  | 1 376                                | ..                           |
| Lynbrook Primary School - New School (Lynbrook)  | 5 000                             | 1 820  | 3 180                                | ..                           |
| Maffra Primary School - School Modernisation - 4 General Purpose Classrooms, Library, Staff Workspace, Toilets (Maffra)                            | 1 489                             | 1 156  | 333                                  | ..                           |
| Maryborough Community - Establishment of an education precinct (Maryborough)   | 4 000                             | 748  | 3 252                                | ..                           |
| Maryborough Precinct - Precinct Development (Maryborough)  | 3 500                             | ..   | 3 500                                | ..                           |
| Antonio Park Primary School - School Modernisation - 4 General Purpose Classrooms, Multi Purpose Room, Canteen and Toilets (Mitcham)               | 950                               | 371  | 579                                  | ..                           |
| Mount Waverley Secondary College - Fire Reinstatement Program (Mount Waverley)   | 5 000                             | 3 033  | 1 967                                | ..                           |
| Murrumbeena Primary School - School Modernisation - 12 General Purpose Classrooms (Murrumbeena)  | 1 380                             | 881  | 499                                  | ..                           |



(\$ thousand)

| <i>Project Description</i>  | <i>Total Estimated Investment</i> | <i>Expenditure to 30.06.2004 <sup>(a)</sup></i> | <i>Estimated Expenditure 2004-05</i> | <i>Remaining Expenditure</i> |
|---|-----------------------------------|---|--------------------------------------|------------------------------|
| Strathaird Primary School - New School (Narre Warren)   | 5 000                             | 2 219   | 2 781                                | ..                           |
| Oak Park Primary School - School Modernisation - 4 General Purpose Classrooms, Administration, First Aid, Toilets (Oak Park)      | 1 260                             | 1 021   | 239                                  | ..                           |
| Rochester Secondary College - Facilities For Excellence - Technology, Toilets (Rochester)   | 1 332                             | 458   | 874                                  | ..                           |
| Rockbank Primary School - Replacement School (Rockbank)   | 726                               | ..  | 726                                  | ..                           |
| Rosanna Golf Links Primary School - School Modernisation - General Purpose Classrooms, Library, Administration, Canteen (Rosanna) | 1 337                             | 1 027   | 310                                  | ..                           |
| Viewbank College - Technology, Food Technology (Rosanna)  | 876                               | 650   | 226                                  | ..                           |
| Roxburgh College - New School (Roxburgh Park)   | 5 000                             | 1 175   | 3 825                                | ..                           |
| Roxburgh Park North Primary School - New School (Roxburgh Park)   | 5 000                             | 812   | 4 188                                | ..                           |
| Mount Erin Secondary College (7-10) - New School (Somerville)   | 5 000                             | 625   | 3 848                                | 527                          |
| Kings Park Primary School - School Modernisation - Stage 1 - 8 General Purpose Classrooms, Staff Workspace, Toilets (St Albans)   | 1 165                             | 1 117   | 48                                   | ..                           |
| Strathmore Secondary College - Space Science Education Centre (Strathmore)  | 6 400                             | 602   | 5 798                                | ..                           |
| Sunbury Heights Primary School - School Modernisation - 6 General Purpose Classrooms and Staff Workspace (Sunbury)                | 1 208                             | 287   | 921                                  | ..                           |
| Trafalgar High School - Staff Administration, Arts, Personal Development, Bus loop (Trafalgar)                                    | 1 685                             | 1 316   | 369                                  | ..                           |
| Traralgon Secondary School - Replacement School (Traralgon)   | 3 338                             | 1 066   | 2 272                                | ..                           |
| Vermont Secondary College - Facilities For Excellence - Music, Art, Graphics, Home Economics, Technology, Canteen (Vermont)       | 3 152                             | 483   | 2 669                                | ..                           |

(\$ thousand)

| <i>Project Description</i>   | <i>Total<br/>Estimated<br/>Investment</i> | <i>Expenditure to<br/>30.06.2004<sup>(a)</sup></i> | <i>Estimated<br/>Expenditure<br/>2004-05</i> | <i>Remaining<br/>Expenditure</i> |
|--|---|--|--|----------------------------------|
| Werribee Primary School - School Modernisation - 6 General Purpose Classrooms, Staff Workspace (Werribee)                                | 1 011                                     | 907  | 104  | ..                               |
| Westgrove Primary School - School Modernisation - 4 General Purpose Classrooms, Library and Toilets (Werribee)                           | 1 044                                     | 184  | 860  | ..                               |
| Westmeadows Primary School - School Modernisation - 10 General Purpose Classrooms, Staff Workspace (West Meadows)                        | 1 450                                     | 1 262  | 188  | ..                               |
| Williamstown Primary School - School Modernisation - Art/Craft, Music, Multi Purpose Room, Canteen, Library, Toilets (Williamstown)      | 1 562                                     | 309  | 1 253  | ..                               |
| Wodonga High School - School Modernisation - Arts, Personal Development, Canteen, Lockers (Wodonga)                                      | 1 655                                     | 974  | 681  | ..                               |
| Wodonga High School (Flying Fruit Fly Circus Campus) - Fire Reinstatement Program (Wodonga)  | 800                                       | 63   | 737  | ..                               |
| Upper Yarra Secondary College - School Modernisation - Stage 2 - 12 General Purpose Classrooms, Staff Workspace, Lounge (Yarra Junction) | 1 821                                     | 1 459  | 362  | ..                               |
| <b>Special/Other</b>   |   |  |  |                                  |
| Bacchus Marsh Science and Technology Centre - Upgrade and Refurbishment (Bacchus Marsh)  | 4 000                                     | 2 934  | 1 066  | ..                               |
| Ballarat Vocational Education and Training Centre - Improved access to training (Ballarat)   | 5 000                                     | 2 685  | 2 315  | ..                               |
| Better Learning Environments - Modernisation of school facilities to incorporate Information and Communication Technology (Statewide)    | 40 000                                    | 38 420   | 1 580  | ..                               |
| Bridging the Digital Divide (Statewide)  | 23 000                                    | 21 986   | 1 014  | ..                               |
| Statewide - TAFE - Online information/help facility `Pathways to TAFE` (Statewide)   | 800                                       | 645  | 155  | ..                               |

(\$ thousand)

| <i>Project Description</i>   | <i>Total Estimated Investment</i> | <i>Expenditure to 30.06.2004 <sup>(a)</sup></i> | <i>Estimated Expenditure 2004-05</i> | <i>Remaining Expenditure</i> |
|--|-----------------------------------|---|--------------------------------------|------------------------------|
| Various TAFE Institutes - Communications infrastructure (Various)  | 3 500                             | 3 086   | 414                                  | ..                           |
| <b>Training and Further Education</b>  |                                   |   |                                      |                              |
| Northern Melbourne Institute of TAFE - Australian College of Wine (Ararat)   | 7 400                             | 6 704   | 696                                  | ..                           |
| Kangan Batman Institute of TAFE - Stage 1 - Automotive Centre of Excellence (Docklands)  | 10 400                            | 3 213   | 7 187                                | ..                           |
| Gordon Institute of TAFE - Modernise facilities (Geelong)  | 12 700                            | 7 122   | 5 578                                | ..                           |
| TAFE Teaching Equipment - Maintaining/Upgrading Teaching Equipment - Replacement Equipment (Various)   | 12 000                            | 11 219  | 781                                  | ..                           |
| <b>Commonwealth Supported Projects</b>   |                                   |   |                                      |                              |
| Driver Education Centre of Australia Ltd - Commonwealth Supported Project - Replace Facility (Altona)  | 3 050                             | 2 499   | 551                                  | ..                           |
| Box Hill Institute of TAFE - Commonwealth Supported Project - Multi-Storey Building - Elgar Campus (Box Hill)  | 6 100                             | 5 897   | 203                                  | ..                           |
| Box Hill Institute of TAFE - Commonwealth Supported Projects - Disabled Lift (Box Hill)  | 570                               | 450   | 120                                  | ..                           |
| Chisholm Institute of TAFE - Commonwealth Supported Projects - Replacement of teaching facilities at Cleeland Technical School with purpose built facilities (Dandenong) | 9 500                             | 922   | 4 050                                | 4 528                        |
| Northern Metropolitan Institute of TAFE - Commonwealth Supported Projects - Relocation of Parkville and Collingwood (Fairfield)  | 25 653                            | 25 446  | 207                                  | ..                           |
| Chisholm Institute of TAFE - Commonwealth Supported Project - Replace Business Service Centre (Frankston)  | 5 600                             | 701   | 4 899                                | ..                           |
| Holmesglen Institute of TAFE - Commonwealth Supported Project - Campus Refurbishment (Moorabbin)   | 5 500                             | 4 321   | 1 179                                | ..                           |

(\$ thousand)

| <i>Project Description</i>   | <i>Total Estimated Investment</i> | <i>Expenditure to 30.06.2004<sup>(a)</sup></i> | <i>Estimated Expenditure 2004-05</i> | <i>Remaining Expenditure</i> |
|--|-----------------------------------|--|--------------------------------------|------------------------------|
| Victoria University of Technology - Commonwealth Supported Project - Science and Technology (Werribee) | 7 500                             | 1 510  | 5 150                                | 840                          |
| <b>Total existing projects</b>   | <b>341 507</b>                    | <b>206 220</b>                                 | <b>128 672</b>                       | <b>6 615</b>                 |

*Source: Department of Education and Training*

*Note:*

*(a) Actual estimated expenditure to 30 June 2004 based on information provided by departments.*

## DEPARTMENT OF EDUCATION AND TRAINING

### New projects

| <i>Project Description</i>   | <i>(\$ thousand)</i>              |   |                                      |                              |
|--|-----------------------------------|---|--------------------------------------|------------------------------|
|  | <i>Total Estimated Investment</i> | <i>Expenditure to 30.06.2004 <sup>(a)</sup></i> | <i>Estimated Expenditure 2004-05</i> | <i>Remaining Expenditure</i> |
| <b>School Education</b>  |                                   |   |                                      |                              |
| Apollo Bay P12 College - School Modernisation - Technology, Science, Arts, Information Technology, Student Centre (Apollo Bay)   | 2 109                             | ..  | 844                                  | 1 265                        |
| Darley Primary School - School Modernisation - 4 General Purpose Classrooms (Bacchus Marsh)  | 969                               | ..  | 388                                  | 581                          |
| Alfredton Primary School - School Modernisation - 4 Technology Enhanced General Purpose Classrooms and Toilets (Ballarat)  | 1 198                             | ..  | 479                                  | 719                          |
| Balwyn High School - School Modernisation - 4 General Purpose Classrooms, siteworks, ancillary spaces (Balwyn North)   | 877                               | ..  | 351                                  | 526                          |
| Beaconsfield Upper Primary School - School Modernisation - 7 General Purpose Classrooms, Staff and Administration, First Aid Room and Staff Toilets (Beaconsfield Upper)                               | 1 572                             | ..  | 629                                  | 943                          |
| Bellbrae Primary School - School Modernisation - 3 General Purpose Classrooms, Library, Staff Workspace, Services Store and Site Store (Bellbrae)  | 1 149                             | ..  | 460                                  | 689                          |
| Bentleigh Secondary College - School Modernisation - General Purpose Classroom, Music, Seminar, Drama, Home Economics, Physical Education, Staff Administration, Canteen, Lockers, Toilets (Bentleigh) | 3 585                             | ..  | 1 434                                | 2 151                        |
| Centre Road Berwick Primary School - New School - (Berwick)  | 5 900                             | ..  | 3 000                                | 2 900                        |
| Carronbank Special School - School Modernisation - Co-location of Facilities (Blackburn South)   | 1 700                             | ..  | 680                                  | 1 020                        |

(\$ thousand)

| <i>Project Description</i>  | <i>Total<br/>Estimated<br/>Investment</i> | <i>Expenditure to<br/>30.06.2004 <sup>(a)</sup></i> | <i>Estimated<br/>Expenditure<br/>2004-05</i> | <i>Remaining<br/>Expenditure</i> |
|---|---|---|--|----------------------------------|
| Box Hill Senior Secondary College - School Modernisation - Stage 3 - General Purpose Classrooms, Art, Commerce, Personal Development, Library, Administration, Canteen (Box Hill North) | 3 998                                     | ..  | 1 599  | 2 399                            |
| Bright P-12 - School Modernisation - Stage 2 - Upgrade Arts Facilities, New Classrooms and Music (Bright)   | 2 015                                     | ..  | 806  | 1 209                            |
| Brighton Primary School - School Modernisation - 5 General Purpose Classrooms, Staff/ Administration, Library and Music (Brighton)  | 1 071                                     | ..  | 428  | 643                              |
| Coolaroo South Primary School - School Modernisation - Stage 2 - Classrooms and Library Upgrade (Broadmeadows)  | 702                                       | ..  | 280  | 422                              |
| Campbells Creek Primary School - School Modernisation - 7 General Purpose Classrooms, Staff Administration, Staff Toilets and Library (Campbells Creek)                                 | 1 680                                     | ..  | 672  | 1 008                            |
| Caroline Springs Secondary College 9 - 12 - New School - Stage 1 (Caroline Springs)   | 5 100                                     | ..  | 2 400  | 2 700                            |
| Caroline Springs Town Centre P - 8 - New School - Stage 2 (Caroline Springs)  | 4 600                                     | ..  | 2 200  | 2 400                            |
| Carrum Downs Secondary College - New School - Stage 3 (Carrum Downs)  | 5 100                                     | ..  | 2 400  | 2 700                            |
| Cheltenham Secondary College - School Modernisation - Stage 2 - General Purpose Classrooms, Personal Development (Cheltenham)   | 588                                       | ..  | 235  | 353                              |
| Cheltenham Secondary College - Investing in Excellence - Stage 2 - Library, Information Technology, Science (Cheltenham)  | 2 147                                     | ..  | 1 001  | 1 146                            |
| Clayton North Primary School - School Modernisation - Stage 3 - 3 General Purpose Classrooms, Staff Work Space, Canteen and Student Toilets (Clayton)                                   | 876                                       | ..  | 350  | 526                              |

| <i>Project Description</i>  | <i>(\$ thousand)</i>              |   |                                      |                              |
|---|-----------------------------------|---|--------------------------------------|------------------------------|
|   | <i>Total Estimated Investment</i> | <i>Expenditure to 30.06.2004 <sup>(a)</sup></i> | <i>Estimated Expenditure 2004-05</i> | <i>Remaining Expenditure</i> |
| Cowes Primary School - Reinstatement - Fire Reinstatement and Refurbishment 5 General Purpose Classrooms, Staff and Administration, First Aid Room, Staff and Student Toilets (Cowes)   | 1 800                             | ..  | 800                                  | 1 000                        |
| Delacombe Primary School - School Modernisation - Stage 2 - 6 General Purpose Classrooms and Music (Delacombe)  | 1 452                             | ..  | 581                                  | 871                          |
| Doncaster Primary School - School Modernisation - 3 General Purpose Classrooms (Doncaster)  | 898                               | ..  | 359                                  | 539                          |
| Barwon Valley School - Replacement School (East Geelong)  | 4 600                             | ..  | 2 139                                | 2 461                        |
| Eltham High School - School Modernisation - Staff Administration and Science (Eltham)   | 1 062                             | ..  | 425                                  | 637                          |
| St Helena Secondary College - School Modernisation - Science and Information Technology (Eltham)  | 2 555                             | ..  | 1 022                                | 1 533                        |
| Kent Park Primary School - School Modernisation - New Staff Administration, Multi Purpose Room, Refurbishment of Library, 1 General Purpose Classroom, Canteen, First Aid Room and Staff and Student Toilets (Ferntree Gully) | 1 476                             | ..  | 590                                  | 886                          |
| Footscray West Primary School - School Modernisation - 4 General Purpose Classrooms, Music, Site Store, Staff Workspaces and Student Toilets (Footscray)  | 995                               | ..  | 398                                  | 597                          |
| Glen Waverley Secondary College - School Modernisation - Art, Personal Development, General Purpose Classrooms (Glen Waverley)  | 7 863                             | ..  | 3 145                                | 4 718                        |
| Glenroy West Primary School - School Modernisation - Staff/Administration, Multi Purpose Room, Canteen and Staff Toilets (Glenroy)  | 926                               | ..  | 370                                  | 556                          |
| Specimen Hill Primary School - School Modernisation - Stage 2 - General Purpose Classrooms and Staff Workspace (Golden Square)  | 1 267                             | ..  | 507                                  | 760                          |
| Public Sector Asset Investment Program 2004-05  |                                   | Education and Training                          |                                      | 35                           |

(\$ thousand)

| <i>Project Description</i>   | <i>Total Estimated Investment</i> | <i>Expenditure to 30.06.2004 <sup>(a)</sup></i> | <i>Estimated Expenditure 2004-05</i> | <i>Remaining Expenditure</i> |
|--|-----------------------------------|---|--------------------------------------|------------------------------|
| Grovedale Primary School - School Modernisation - Stage 2 - General Purpose Classrooms, Staff/Administration (Grovedale)   | 876                               | ..  | 350                                  | 526                          |
| Harkaway Primary School - School Modernisation - Library, General Purpose Classrooms and Staff Administration (Harkaway)   | 2 012                             | ..  | 805                                  | 1 207                        |
| Healesville High School - School Modernisation - Science, Technology, Staff/Administration (Healesville)   | 3 003                             | ..  | 1 201                                | 1 802                        |
| Derrimut Heath Primary School - School Modernisation - Technology Enhanced Classrooms (Hoppers Crossing)   | 694                               | ..  | 278                                  | 416                          |
| Bellbridge Primary School - School Modernisation - Staff Workspace, Canteen, Change/Shower, Student Toilets, Library (Hoppers Crossing)                                    | 1 244                             | ..  | 498                                  | 746                          |
| Mossfiel Primary School - School Modernisation - Stage 2 - Technology Enhanced Classrooms (Hoppers Crossing)   | 1 035                             | ..  | 414                                  | 621                          |
| Sunbury Macedon Special School - School Modernisation - 4 General Purpose Classrooms (Jacksons Hill)   | 1 337                             | ..  | 535                                  | 802                          |
| Kew High School - School Modernisation - Science, Administration, Staff and Personal Development (Kew)   | 1 894                             | ..  | 758                                  | 1 136                        |
| Koo Wee Rup Secondary College - School Modernisation - Stage 2 - Staff Administration, Information Technology, Commerce, General Purpose Classrooms, Canteen (Koo Wee Rup) | 1 982                             | ..  | 793                                  | 1 189                        |
| Lara Primary School - School Modernisation - 8 General Purpose Classrooms, Art/Craft, Staff/Administration, Staff and Student Toilets (Lara)                               | 2 026                             | ..  | 810                                  | 1 216                        |
| Birmingham Primary School - School Modernisation - Stage 2 - 9 General Purpose Classrooms, Staff and Administration, Change/Shower and First Aid Room (Lilydale)           | 1 374                             | ..  | 550                                  | 824                          |



| <i>Project Description</i>  | <i>(\$ thousand)</i>              |   |                                      |                              |
|---|-----------------------------------|---|--------------------------------------|------------------------------|
|   | <i>Total Estimated Investment</i> | <i>Expenditure to 30.06.2004 <sup>(a)</sup></i> | <i>Estimated Expenditure 2004-05</i> | <i>Remaining Expenditure</i> |
| Macclesfield Primary School - School Modernisation - Multi Purpose Room, Staff/Administration, Canteen, Toilets (Macclesfield)  | 1 254                             | ..  | 502                                  | 752                          |
| Malvern Valley - Reinstatement - Reinstatement Facilities (Malvern)   | 3 400                             | ..  | 1 600                                | 1 800                        |
| Maribyrnong Secondary College - School Modernisation - Upgrade 6 General Purpose Classrooms and Staff Administration (Maribyrnong)  | 956                               | ..  | 382                                  | 574                          |
| Rural Learning Centre 1 - Investing in Excellence - including - Teaching, Dormitories, Kitchen, Dining, Staff, Administration, Toilets, Storage (Marlo)                                       | 2 500                             | ..  | 1 165                                | 1 335                        |
| Maryborough Precinct - School Modernisation - Planning - Stage 2 (Maryborough)  | 1 800                             | ..  | 720                                  | 1 080                        |
| Victorian College of the Arts Secondary School - Replacement School - Planning (Melbourne)  | 1 100                             | ..  | 800                                  | 300                          |
| Melton Primary School - School Modernisation - Stage 2 - 6 General Purpose Classrooms, Conference Room, Counselling/Interview Room, Staff Lounge, Staff Workspace and First Aid Room (Melton) | 1 266                             | ..  | 506                                  | 760                          |
| Melton South Primary School - School Modernisation - Stage 2 Music and Physical Education (Melton)  | 1 246                             | ..  | 498                                  | 748                          |
| Mentone Girls Secondary College - School Modernisation - 2 General Purpose Classrooms, Information Technology, Fabrics, Home Economics, Canteen and Student Toilets (Mentone)                 | 2 659                             | ..  | 1 064                                | 1 595                        |
| Mitcham Primary School - School Modernisation - Stage 3 - General Purpose Classrooms (Mitcham)  | 398                               | ..  | 159                                  | 239                          |
| Moonee Ponds West Primary School - School Modernisation - New Staff and Administration, Multi-Purpose Room, Canteen, First Aid, Staff and Student Toilets (Moonee Ponds)                      | 1 058                             | ..  | 423                                  | 635                          |
| Public Sector Asset Investment Program 2004-05  |                                   | Education and Training                          |                                      | 37                           |

| <i>Project Description</i>  | <i>(\$ thousand)</i>              |   |                                      |                              |
|---|-----------------------------------|---|--------------------------------------|------------------------------|
|   | <i>Total Estimated Investment</i> | <i>Expenditure to 30.06.2004 <sup>(a)</sup></i> | <i>Estimated Expenditure 2004-05</i> | <i>Remaining Expenditure</i> |
| Mordialloc Primary School - School Modernisation - 8 General Purpose Classrooms, Art/Craft, Library, Multi Purpose Room, Staff/Administration (Mordialloc)                                  | 2 011                             | ..  | 804                                  | 1 207                        |
| New Gisborne Primary School - School Modernisation - 8 General Purpose Classrooms, Library, Staff and Administration, First Aid Room, Staff Toilets (New Gisborne)                          | 2 445                             | ..  | 978                                  | 1 467                        |
| Nhill P-12 College - School Modernisation - Stage 2 - General Purpose Classroom, Fabrics, Seminar (Nhill)   | 932                               | ..  | 373                                  | 559                          |
| Nhill P-12 College - Investing in Excellence - Stage 2 - Technology and Arts (Nhill)  | 1 183                             | ..  | 551                                  | 632                          |
| Boroondara Park Primary School - School Modernisation - 10 General Purpose Classrooms, Library, Staff Workspace and Student Toilets (North Balwyn)  | 2 379                             | ..  | 952                                  | 1 427                        |
| Numurkah Secondary College - Investing in Excellence - Stage 2 - Physical Education, 2 Dimension Art, Graphics, Music, Information Technology (Numurkah)                                    | 2 371                             | ..  | 1 015                                | 1 356                        |
| Numurkah Secondary College - School Modernisation - Stage 2 - 1 General Purpose Classroom, Change/Shower and Student Toilets (Numurkah)   | 521                               | ..  | 208                                  | 313                          |
| Pascoe Vale North Primary School - School Modernisation - General Purpose classroom, Multi Purpose rooms, Canteen (Pascoe Vale)   | 1 366                             | ..  | 546                                  | 820                          |
| Pearcedale Primary School - School Modernisation - 8 General Purpose Classrooms, Library, Staff and Administration, Deaf Facilities, First Aid Room, Staff and Student Toilets (Pearcedale) | 2 529                             | ..  | 1 012                                | 1 517                        |
| Jamieson Way P-9 - New School (Point Cook)  | 5 800                             | ..  | 2 500                                | 3 300                        |
| Princes Hill Secondary College - School Modernisation Gymnasium (Princes Hill)  | 1 357                             | ..  | 543                                  | 814                          |

| <i>Project Description</i>  | <i>(\$ thousand)</i>              |   |                                      |                              |
|---|-----------------------------------|---|--------------------------------------|------------------------------|
|   | <i>Total Estimated Investment</i> | <i>Expenditure to 30.06.2004 <sup>(a)</sup></i> | <i>Estimated Expenditure 2004-05</i> | <i>Remaining Expenditure</i> |
| Reservoir East Primary School - School Modernisation - 4 General Purpose Classrooms, Library, Multi Purpose Room, Staff Workspace, Site Store, Services Store, Canteen, Student Toilets (Reservoir) | 1 288                             | ..  | 515                                  | 773                          |
| Viewbank College - School Modernisation - Stage 2 - General Purpose Classrooms, Staff Workspace, Change/Shower, Locker Space, Staff and Student Toilets (Rosanna)                                   | 1 255                             | ..  | 502                                  | 753                          |
| Viewbank College - Investing in Excellence - Stage 2 - Music, Information Technology, Technology Studies (Rosanna)  | 822                               | ..  | 400                                  | 422                          |
| Rosebud Secondary College - School Modernisation - Stage 2 - Technology, General Purpose Classrooms, Music/Drama, Personal Development, Student Lounge, Administration (Rosebud)                    | 5 140                             | ..  | 2 056                                | 3 084                        |
| Rowville Primary School - School Modernisation - Art/Craft, Library and Part Staff and Administration Upgrade and First Aid (Rowville)  | 952                               | ..  | 381                                  | 571                          |
| Sale College - Macalister Campus - School Modernisation - Stage 4 - Technology, Home Economics, Physical Education (Sale)   | 2 798                             | ..  | 1 119                                | 1 679                        |
| Mt Erin Secondary College (Somerville Campus) - New School - Stage 2 (Somerville)   | 5 100                             | ..  | 2 000                                | 3 100                        |
| Killara Primary School - School Modernisation - 6 General purpose Classrooms and Staff Workspace (Sunbury)  | 1 265                             | ..  | 506                                  | 759                          |
| Chatham Primary School - School Modernisation - Stage 2 - General Purpose Classrooms, Music, Multi Purpose Room, Administration, Library (Surrey Hills)   | 2 220                             | ..  | 888                                  | 1 332                        |
| Taylors Lakes Secondary College - School Modernisation - Library, Staff and Student Lounges and Information Technology Room (Taylors Lakes)   | 1 017                             | ..  | 407                                  | 610                          |
| Public Sector Asset Investment Program 2004-05  |                                   | Education and Training                          |                                      | 39                           |

| <i>Project Description</i>  | <i>(\$ thousand)</i>              |   |                                      |                              |
|---|-----------------------------------|---|--------------------------------------|------------------------------|
|   | <i>Total Estimated Investment</i> | <i>Expenditure to 30.06.2004 <sup>(a)</sup></i> | <i>Estimated Expenditure 2004-05</i> | <i>Remaining Expenditure</i> |
| Thomastown Meadows Primary School - School Modernisation - Stage 2 - 6 General Purpose Classrooms and Toilets (Thomastown)  | 1 177                             | ..  | 470                                  | 707                          |
| Traralgon Secondary College - West - School Modernisation - Stage 1 - Science Upgrade, Information Technology, General Purpose Classrooms, Drama and Physical Education (Traralgon) | 2 990                             | ..  | 1 196                                | 1 794                        |
| Gladstone Park Secondary College - Investing in Excellence - Stage 3 - Technology, Information Technology, Music/Drama (Tullamarine)  | 1 614                             | ..  | 752                                  | 862                          |
| Gladstone Park Secondary College - School Modernisation - Stage 3 - General Purpose Classrooms, Fabrics, Seminar, Canteen (Tullamarine)   | 1 266                             | ..  | 506                                  | 760                          |
| Leading Schools - Investing in Excellence - To be determined (Various)  | 15 388                            | ..  | 7 257                                | 8 131                        |
| Beyond the School Office: Relieving the Human Resource Administration Burden in Schools (Various)   | 6 950                             | ..  | 6 950                                | ..                           |
| Classroom Replacement Program (Various)   | 50 000                            | ..  | 18 000                               | 32 000                       |
| Wallan Secondary College - New School - Stage 1 (Wallan)  | 5 100                             | ..  | 2 300                                | 2 800                        |
| Wangaratta High School - Investing in Excellence - New Technology and Library, Upgrade Arts and Information Technology (Wangaratta)   | 3 561                             | ..  | 1 659                                | 1 902                        |
| Yarrunga Primary School - School Modernisation - Stage 2 - Music, Multi-purpose Classrooms, Staff Administration (Wangaratta)   | 2 628                             | ..  | 1 051                                | 1 577                        |
| Warragul and District Specialist School - Replacement School (Warragul)   | 3 402                             | ..  | 1 581                                | 1 821                        |
| Erinbank Secondary College - Investing in Excellence - Library (Westmeadows)  | 414                               | ..  | 200                                  | 214                          |
| Iramoo Primary School - School Modernisation - Stage 2 Technology Enhanced Classrooms (Wyndhamvale)   | 762                               | ..  | 304                                  | 458                          |
| 40  | Education and Training            | Public Sector Asset Investment Program 2004-05  |                                      |                              |

| <i>Project Description</i>   | <i>(\$ thousand)</i>              |   |                                      |                              |
|--|-----------------------------------|---|--------------------------------------|------------------------------|
|  | <i>Total Estimated Investment</i> | <i>Expenditure to 30.06.2004 <sup>(a)</sup></i> | <i>Estimated Expenditure 2004-05</i> | <i>Remaining Expenditure</i> |
| Yarram Secondary College - School Modernisation - Stage 1 - Science, Technology (Yarram)   | 2 265                             | ..  | 906                                  | 1 359                        |
| <b>Special/Other</b>   |                                   |   |                                      |                              |
| Every Student Matters - Reengineering the Victorian Curriculum and Assessment Authority's Assessment Processing System (Various) | 6 000                             | ..  | 3 000                                | 3 000                        |
| Community Facilities Fund (Various)  | 29 500                            | ..  | 12 000                               | 17 500                       |
| Getting Up To Speed - A New Foundation for bandwidth to Victorian Government Schools (Various)                                   | 4 000                             | ..  | 4 000                                | ..                           |
| Schoolyard Blitz (Various)   | 10 000                            | ..  | 3 000                                | 7 000                        |
| <b>Training and Further Education</b>  |                                   |   |                                      |                              |
| University of Ballarat - Building and Construction Training Centre (Ballarat)  | 12 000                            | ..  | 500                                  | 11 500                       |
| A Secure Future for ACE (Various)  | 1 000                             | ..  | 1 000                                | ..                           |
| Replacement of TAFE Teaching Equipment (Various)   | 12 000                            | ..  | 12 000                               | ..                           |
| <b>Commonwealth Supported Projects</b>   |                                   |   |                                      |                              |
| East Gippsland TAFE - Commonwealth Supported Project - Trade Centre and Hospitality Refurbishment (Bairnsdale)                   | 3 840                             | ..  | 2 250                                | 1 590                        |
| Bendigo TAFE - Commonwealth Supported Project - Wine Industry Training Centre (Bendigo)  | 3 600                             | ..  | 320                                  | 3 280                        |
| Holmesglen - Commonwealth Supported Project - Horticulture Redevelopment (Waverley)  | 9 960                             | 75  | 3 000                                | 6 885                        |
| <b>Total new projects</b>  | <b>341 112</b>                    | <b>75</b>                                       | <b>148 240</b>                       | <b>192 797</b>               |
| <b>Total Education projects</b>  | <b>682 619</b>                    | <b>206 295</b>                                  | <b>276 912</b>                       | <b>199 412</b>               |

*Source: Department of Education and Training*

*Note:*

*(a) Actual estimated expenditure to 30 June 2004 based on information provided by departments.*

## DEPARTMENT OF HUMAN SERVICES

### Existing projects

(\$ thousand)

| <i>Project Description</i>  | <i>Total Estimated Investment</i> | <i>Expenditure to 30.06.2004 <sup>(a)</sup></i> | <i>Estimated Expenditure 2004-05</i> | <i>Remaining Expenditure</i> |
|---|-----------------------------------|---|--------------------------------------|------------------------------|
| Brunswick Health Services Precinct Stage 2 - Victorian Foundation for Survivors of Torture Relocation (Brunswick) | 5 000                             | 2 279   | 2 600                                | 121                          |
| Royal Women's Hospital - Development Stage 2 (Carlton)  | 15 613                            | 14 392  | 1 221                                | ..                           |
| Dandenong Hospital - Redevelopment (Dandenong)  | 10 000                            | 9 169   | 831                                  | ..                           |
| Dandenong Hospital Redevelopment - Stage 2 (Dandenong)  | 9 000                             | 650   | 3 200                                | 5 150                        |
| Mental Health Services for Kids and Youth - Development Stage 2 (Footscray)                                       | 6 664                             | 757   | 4 900                                | 1 006                        |
| Grace McKellar Centre - Redevelopment (Geelong)   | 19 000                            | 15 883  | 3 117                                | ..                           |
| Austin and Repatriation Medical Centre Redevelopment and Mercy Hospital for Women Relocation (Heidelberg)         | 352 600                           | 198 129   | 81 300                               | 73 171                       |
| Kew Residential Services Redevelopment (Kew)  | 86 500                            | 24 771  | 26 500                               | 35 229                       |
| Lorne Community Hospital - Redevelopment (Lorne)  | 9 000                             | 1 697   | 5 500                                | 1 803                        |
| Departmental City Office Accommodation (Melbourne)  | 51 800                            | 12 000  | 22 000                               | 17 800                       |
| Monash Medical Centre Upgrade of Operating Theatres (Moorabbin)   | 3 000                             | 1 677   | 1 323                                | ..                           |
| Monash Medical Centre, Moorabbin Campus - Expansion of Radiotherapy Services (Moorabbin)                          | 19 000                            | 196   | 2 000                                | 16 804                       |
| West Wimmera Health Service - Nhill Hospital Redevelopment (Nhill)  | 8 500                             | 311   | 5 400                                | 2 789                        |
| Royal Women's Hospital Relocation (Parkville) <sup>(b)</sup>  | 250 000                           | na  | na                                   | na                           |
| Juvenile Justice Facility Redevelopment (Malmsbury, Parkville)  | 17 603                            | 7 889   | 8 500                                | 1 214                        |

(\$ thousand)

| <i>Project Description</i>   | <i>Total Estimated Investment</i> | <i>Expenditure to 30.06.2004 <sup>(a)</sup></i> | <i>Estimated Expenditure 2004-05</i> | <i>Remaining Expenditure</i> |
|--|-----------------------------------|---|--------------------------------------|------------------------------|
| Outer East Service Expansion and Redevelopment (South East Melbourne)  | 18 500                            | 18 374  | 126                                  | ..                           |
| Ambulance Services Facilities Development (Statewide)  | 3 400                             | 1 397   | 1 800                                | 203                          |
| Medical Equipment Program - Routine Replacement, Catch-Up and Additional Equipment (Statewide)                     | 22 000                            | 18 665  | 3 335                                | ..                           |
| Community Disability Services (Statewide)  | 10 000                            | 5 834   | 4 000                                | 166                          |
| Fire Risk Management Strategy 2003-04 (Statewide)  | 10 000                            | 8 060   | 1 940                                | ..                           |
| Health Information and Communication Technology (ICT) Strategy (Statewide)   | 138 500                           | 13 000  | 38 000                               | 87 500                       |
| Electronic Prescribing in Key Victorian Hospitals (Statewide)  | 21 000                            | 1 000   | 10 000                               | 10 000                       |
| Infrastructure Renewal Strategy (Statewide)  | 16 021                            | 14 611  | 1 410                                | ..                           |
| Juvenile Justice - Purchase of Four Community Houses (Statewide)   | 2 200                             | 1 384   | 500                                  | 316                          |
| Residential Aged Care Strategy 2003-04 (Statewide)   | 25 500                            | 8 240   | 14 800                               | 2 460                        |
| Rural Ambulance Co-locations (Statewide)   | 1 550                             | 655   | 800                                  | 95                           |
| Residential Aged Care and Rural Health Redevelopment and Upgrade (Statewide (most works are in regional Victoria)) | 40 000                            | 21 003  | 12 500                               | 6 497                        |
| Information and Communication Technology (ICT) Strategy for Health Care (Statewide)                                | 30 000                            | 25 923  | 4 077                                | ..                           |
| Stawell District Hospital - Redevelopment Stage 2 (Stawell)  | 3 000                             | 2 840   | 160                                  | ..                           |
| Angliss Hospital - Redevelopment (Upper Ferntree Gully)  | 18 500                            | 8 817   | 9 683                                | ..                           |
| Radiotherapy Equipment Replacement Strategy - Stage 1 (Various)  | 10 000                            | 1 800   | 7 000                                | 1 200                        |
| Decommissioning (sites) - Decommissioning (Various)  | 4 420                             | 3 992   | 428                                  | ..                           |
| Public Sector Asset Investment Program 2004-05   |                                   | Human Services                                  |                                      | 43                           |

(\$ thousand)

| <i>Project Description</i>   | <i>Total Estimated Investment</i> | <i>Expenditure to 30.06.2004 <sup>(a)</sup></i> | <i>Estimated Expenditure 2004-05</i> | <i>Remaining Expenditure</i> |
|--|-----------------------------------|---|--------------------------------------|------------------------------|
| Southern Health Care Network CRC<br>East Bentleigh Mordialloc -<br>Redevelopment (Various) | 3 500                             | 1 469   | 2 031                                | ..                           |
| Werribee Mercy Hospital<br>Redevelopment (Werribee)  | 10 000                            | 2 633   | 5 500                                | 1 868                        |
| <b>Total existing projects</b>   | <b>1 251 371</b>                  | <b>449 497</b>                                  | <b>286 482</b>                       | <b>265 392</b>               |

*Source: Department of Human Services*

*Notes:*

- (a) Actual estimated expenditure to 30 June 2004 based on information provided by departments.*
- (b) Project costing information will be finalised after the completion of the Partnerships Victoria tender process.*



## DEPARTMENT OF HUMAN SERVICES

### New projects

(\$ thousand)

| <i>Project Description</i>   | <i>Total Estimated Investment</i> | <i>Expenditure to 30.06.2004 <sup>(a)</sup></i> | <i>Estimated Expenditure 2004-05</i> | <i>Remaining Expenditure</i> |
|--|-----------------------------------|---|--------------------------------------|------------------------------|
| Colac Area Health, Polwarth Nursing Home (Colac)                               | 14 000                            | ..  | 500                                  | 13 500                       |
| Dandenong Hospital Redevelopment Stage 2c (Dandenong)                          | 15 000                            | ..  | 7 500                                | 7 500                        |
| Echuca Regional Health Acute Redevelopment: Theatres (Echuca)                  | 7 700                             | ..  | 2 000                                | 5 700                        |
| Depaul House Residential Drug Withdrawal Facility (Fitzroy)                    | 2 500                             | ..  | 1 500                                | 1 000                        |
| Geelong Hospital Radiotherapy Service (Geelong)                                | 18 000                            | ..  | 1 000                                | 17 000                       |
| Grace McKellar Centre - Redevelopment Stage 2 (Geelong)                        | 50 000                            | ..  | 8 000                                | 42 000                       |
| Banyule Community Health Service (Heidelberg)                                  | 11 500                            | ..  | 4 000                                | 7 500                        |
| Maryborough District Health Redevelopment Stage 2 (Maryborough)                | 9 500                             | ..  | 3 500                                | 6 000                        |
| Doutta Galla Community Health Service (Niddrie)                                | 2 000                             | ..  | 1 500                                | 500                          |
| Royal Children's Hospital Cancer Centre (Parkville)                            | 6 000                             | ..  | 3 000                                | 3 000                        |
| Royal Melbourne Hospital Redevelopment Stage 3b (Parkville)                    | 9 200                             | ..  | 9 200                                | ..                           |
| The Alfred Centre (Prahran)  | 60 000                            | ..  | 3 000                                | 57 000                       |
| Seymour District Memorial Hospital-Nursing Home Redevelopment (Seymour)        | 5 000                             | ..  | 1 500                                | 3 500                        |
| Goulburn Valley Health Dental Services (Shepparton)                            | 3 000                             | ..  | 2 000                                | 1 000                        |
| Placement and Support Residential Renewal Strategy 2004-05 (Statewide)         | 10 000                            | ..  | 3 000                                | 7 000                        |
| Ambulance Services - Vehicle Replacement (Statewide)                           | 2 500                             | ..  | 2 500                                | ..                           |
| Ambulance Services Expansion (Statewide)                                       | 5 000                             | ..  | 4 500                                | 500                          |
| Counter Terrorism Preparedness in Health and Human Services Sector (Statewide) | 5 470                             | ..  | 970                                  | 4 500                        |
| Public Sector Asset Investment Program 2004-05                                 |                                   | Human Services                                  |                                      | 45                           |

(\$ thousand)

| <i>Project Description</i>   | <i>Total Estimated Investment</i> | <i>Expenditure to 30.06.2004 <sup>(a)</sup></i> | <i>Estimated Expenditure 2004-05</i> | <i>Remaining Expenditure</i> |
|--|-----------------------------------|---|--------------------------------------|------------------------------|
| Dental Health Expansion and Upgrades (Statewide)                                     | 2 500                             | ..  | 2 500                                | ..                           |
| Disability Community Based Supported Accommodation - Priority Works (Statewide)      | 10 000                            | ..  | 2 500                                | 7 500                        |
| Energy Infrastructure Facilities Stage 1 (Statewide)                                 | 10 000                            | ..  | 10 000                               | ..                           |
| Fire Risk Management Strategy 2004-05 (Statewide)                                    | 9 000                             | ..  | 5 500                                | 3 500                        |
| Medical Equipment Program 2004-05 (Statewide)  | 25 000                            | ..  | 25 000                               | ..                           |
| Paediatric Services Reform (Statewide)   | 4 150                             | ..  | 4 150                                | ..                           |
| Radiotherapy Equipment Replacement Stage 2 (Statewide)                               | 5 500                             | ..  | 3 000                                | 2 500                        |
| Statewide Infrastructure Renewal Strategy 2004-05 (Statewide)                        | 20 000                            | ..  | 20 000                               | ..                           |
| Latrobe Regional Hospital Cancer Treatment Centre (Traralgon)                        | 11 000                            | ..  | 5 000                                | 6 000                        |
| Latrobe Valley Community Care Unit and Mental Health Centre (Traralgon)              | 8 000                             | ..  | 3 000                                | 5 000                        |
| Super Clinics (Various)  | 8 000                             | ..  | 8 000                                | ..                           |
| Yarrawonga District Health Service Acute and Aged Redevelopment Stage 1 (Yarrawonga) | 10 500                            | ..  | 4 000                                | 6 500                        |
| <b>Total new projects</b>  | <b>360 020</b>                    | <b>..</b>                                       | <b>151 820</b>                       | <b>208 200</b>               |
| <b>Total Human Services projects</b>   | <b>1 611 391</b>                  | <b>449 497</b>                                  | <b>438 302</b>                       | <b>473 592</b>               |

*Source: Department of Human Services*

*Note:*

*(a) Actual estimated expenditure to 30 June 2004 based on information provided by departments.*

## DEPARTMENT OF INFRASTRUCTURE

### Existing projects

(\$ thousand)

| <i>Project Description</i>   | <i>Total<br/>Estimated<br/>Investment</i> | <i>Expenditure to<br/>30.06.2004 <sup>(a)</sup></i> | <i>Estimated<br/>Expenditure<br/>2004-05</i> | <i>Remaining<br/>Expenditure</i> |
|--|---|---|--|----------------------------------|
| Corio Independent Goods Line - Construction (Corio)  | 13 500                                    | 399   | 700  | 12 401                           |
| Lascelles Wharf Rail Connection (Corio/North Geelong)  | 5 100                                     | 203   | 100  | 4 797                            |
| Linking the Suburbs (Knox) - Tram Extension from Blackburn Road to Vermont South (Forest Hill/Vermont South) | 30 500                                    | 6 541   | 23 459                                       | 500                              |
| Linking the Suburbs - Craigieburn Rail Electrification (Meadow Heights/Somerton/Roxburgh Park)               | 98 000                                    | 7 759   | 15 500                                       | 74 741                           |
| Flinders Street Station Concourse - Deck Remediation (Melbourne)   | 7 200                                     | 316   | 6 884  | ..                               |
| Jolimont Station - Minor works (Melbourne)   | 1 300                                     | 93  | 1 207  | ..                               |
| Flinders Street West Precinct - Urban Development Works (Melbourne)  | 18 000                                    | 962   | 13 468                                       | 3 570                            |
| Smart Freight - Information Technology and E-commerce Works (Melbourne)                                      | 2 000                                     | ..  | 500  | 1 500                            |
| Telecommunications Purchasing and Management Strategy (Melbourne) <sup>(b)</sup>                             | 43 335                                    | 17 876  | 17 630                                       | 7 829                            |
| Cliff Street Overpass - Project Development and Construction (Portland)                                      | 15 000                                    | 334   | 1 286  | 13 380                           |
| Fast Rail Links to Regional Centres (Geelong, Bendigo, Ballarat, Traralgon)                                  | 616 779                                   | 416 722   | 193 480                                      | 6 577                            |
| Grovedale Station - Construction (Grovedale)   | 5 000                                     | 500   | 4 500  | ..                               |
| Birrarung Marr Pedestrian Bridge - Construction (Melbourne)  | 30 688                                    | 2 800   | 21 400                                       | 6 488                            |
| Public Transport Information System Upgrades (Melbourne)   | 14 900                                    | 12 784  | 2 116  | ..                               |

(\$ thousand)

| <i>Project Description</i>   | <i>Total<br/>Estimated<br/>Investment</i> | <i>Expenditure to<br/>30.06.2004<sup>(a)</sup></i> | <i>Estimated<br/>Expenditure<br/>2004-05</i> | <i>Remaining<br/>Expenditure</i> |
|--|---|--|--|----------------------------------|
| Yarra Precinct Lighting - Public Works (Melbourne)   | 2 000                                     | 14   | 1 236  | 750                              |
| Standardisation of Regional Freight Lines (Non metro various)  | 67 500                                    | 13 144   | 1 000  | 53 356                           |
| Hazardous Waste: Long Term Containment Facility - Project Development (Nowingi)  | 8 500                                     | 1 000  | 6 500  | 1 000                            |
| Motorcycle Safety (Statewide)  | 10 200                                    | 3 810  | 4 120  | 2 270                            |
| Restoration of Country Passenger Rail Services (Various)   | 39 100                                    | 32 429   | 6 671  | ..                               |
| Smart Bus, Warrigal Road Red Route 700 - Public Works (Various)  | 2 600                                     | 364  | 2 236  | ..                               |
| Wodonga Rail Freight and Urban Redevelopment (Wodonga)   | 30 000                                    | 2 317  | 1 250  | 26 433                           |
| <b>Better Roads - Rural Arterial Road Projects</b>   |   |  |  |                                  |
| Princes Highway East (Via Bruthen) (39.7km to 46.1km) - Road Realignment - Stage 4: Resheet, Widening, Realignment and Regrading (Bruthen) | 7 100                                     | 7 071  | 29   | ..                               |
| Linking Rural Economies - Roads - Henty Highway (Heywood, Branxholm, Cavendish, Cherrypool, Wallacedale, Hensley Park)                     | 5 600                                     | 4 057  | 1 543  | ..                               |
| Calder Highway Upgrade (90.8km to 118.0km) - Kyneton to Faraday (Kyneton, Malmesbury, Taradale, Elphinstone) <sup>(c)</sup>                | 83 000                                    | 26 429   | 3 571  | 53 000                           |
| Linking Rural Economies - Roads - Bayside Road (Corio, North Geelong)  | 4 200                                     | 1 915  | 2 285  | ..                               |
| Calder Highway Sec 2 (118.0km to 135.0km) - Faraday to Ravenswood (Faraday, Harcourt, Ravenswood South, Ravenswood) <sup>(c)</sup>         | 40 000                                    | 11 976   | 28 024                                       | ..                               |
| Pyalong Bypass - Road Alignment (Pyalong)  | 5 000                                     | 400  | 4 000  | 600                              |
| Arrive Alive - Road Safety Infrastructure Improvements (Rural)   | 11 500                                    | 2 728  | 7 966  | 806                              |

(\$ thousand)

| <i>Project Description</i>   | <i>Total<br/>Estimated<br/>Investment</i> | <i>Expenditure to<br/>30.06.2004 <sup>(a)</sup></i> | <i>Estimated<br/>Expenditure<br/>2004-05</i> | <i>Remaining<br/>Expenditure</i> |
|--|---|---|--|----------------------------------|
| <b>Better Roads - Metro Major Improvement Projects</b>   |   |   |  |                                  |
| Eastern Freeway - Road Construction (Springvale Road to Park Road, bridges and other works) (Mitcham, Park Orchards)               | 95 000                                    | 91 851  | 950  | 2 199                            |
| <b>Better Roads - Outer Metropolitan</b>   |   |   |  |                                  |
| Middleborough Road Level Crossing - Grade Separation Planning and Development (Box Hill)   | 2 200                                     | 580   | 1 620  | ..                               |
| Thompsons Road - Dandenong Valley Highway to Western Port Highway - Road Widening (Carrum Downs)                                   | 4 000                                     | 210   | 3 790  | ..                               |
| Moorooduc Highway - Towerhill Road to Frankston/Flinders Road - Road Widening (Frankston)  | 6 800                                     | 1 901   | 4 899  | ..                               |
| Greensborough Highway - Plenty Road - Bridgeworks (Greensborough)  | 17 200                                    | 2 172   | 12 900                                       | 2 128                            |
| Princes Highway East (34.1km to 44.1km) - Hallam Bypass - Road Construction (Hallam)   | 165 000                                   | 159 585   | 978  | 4 437                            |
| Pakenham Bypass - New Road/Bypass (Pakenham)   | 121 200                                   | 20 978  | 20 000                                       | 80 222                           |
| Cooper Street - Yale Drive to Hume Highway - Road Widening (Whittlesea)  | 29 300                                    | 29 200  | 50   | 50                               |
| <b>State Funded Metropolitan Road Projects</b>   |   |   |  |                                  |
| Linking the Suburbs - Major Road Improvements - Edgars Road (Epping)   | 11 600                                    | 7 787   | 1 026  | 2 787                            |
| Eltham-Yarra Glen Rd (13.4km to 15.7km) - Kangaroo Ground Cemetery Rd to Alma Rd - Road Widening and Realignment (Kangaroo Ground) | 4 270                                     | 3 637   | 290  | 343                              |
| Linking the Suburbs - Major Road Improvements - Frankston-Cranbourne Road (Langwarrin)   | 11 700                                    | 9 810   | 1 890  | ..                               |

(\$ thousand)

| <i>Project Description</i>  | <i>Total<br/>Estimated<br/>Investment</i> | <i>Expenditure to<br/>30.06.2004 <sup>(a)</sup></i> | <i>Estimated<br/>Expenditure<br/>2004-05</i> | <i>Remaining<br/>Expenditure</i> |
|---|---|---|--|----------------------------------|
| Linking the Suburbs - Major Road Improvements - Fitzgerald Road (Laverton)  | 14 300                                    | 2 867   | 7 533  | 3 900                            |
| Linking the Suburbs - Major Road Improvements - Narre Warren Cranbourne Road (Narre Warren)   | 22 000                                    | 16 433  | 5 502  | 65                               |
| Linking the Suburbs - Major Road Improvements - Macedon Street Bridge (Sunbury)   | 3 390                                     | 894   | 1 000  | 1 496                            |
| <b>State Funded Rural Road Projects</b>   |   |   |  |                                  |
| Regional Arterial Road and Bridge Links (Non metro various)   | 40 100                                    | 18 598  | 7 619  | 13 883                           |
| Princes Highway East Sec 4 (166.0km to 212.0km) - Road Planning Studies - Duplication from Traralgon to Sale - Investigation of alignment options and road reservation requirements (Traralgon, Rosedale, Sale) | 720                                       | 660   | 60   | ..                               |
| South Gippsland Highway Sec 5 (283.8km to 286.6km) - Swing Bridge Project (Sale to Longford) - Stage 1 - Road Realignment and New Bridge (historic bridge remaining) (Wellington Shire)                         | 13 835                                    | 12 332  | 1 338  | 165                              |
| <b>National Highways (Commonwealth Funded)</b>  |   |   |  |                                  |
| Hume Highway - Donnybrook Road Interchange - Grade Separation (Beveridge, Craigieburn)  | 22 000                                    | ..  | ..   | 22 000                           |
| Hume Highway (0.0km to 13.0km) - Bypass/New Road - Hume Freeway link - Planning/Construction WRR to Craigieburn (Broadmeadows, Craigieburn)   | 306 000                                   | 192 033   | 80 000                                       | 33 967                           |
| Murray River Bridge Replacements - Crossings (Corowa, Echuca and Robinvale) <sup>(d)</sup>  | 15 000                                    | 286   | 10 500                                       | 4 214                            |
| Albury/Wodonga Bypass - New Road/Bypass (Wodonga)   | 124 000                                   | 11 721  | 29 000                                       | 83 279                           |

(\$ thousand)

| <i>Project Description</i>                                  | <i>Total<br/>Estimated<br/>Investment</i> | <i>Expenditure to<br/>30.06.2004 <sup>(a)</sup></i> | <i>Estimated<br/>Expenditure<br/>2004-05</i> | <i>Remaining<br/>Expenditure</i> |
|---|---|---|--|----------------------------------|
| <b>Roads of National Importance (Commonwealth Funded)</b>   |   |   |  |                                  |
| Pakenham Bypass - Bypass/New Road (Pakenham) <sup>(e)</sup> | 100 000                                   | 5 000   | 35 000                                       | 60 000                           |
| <b>Total Existing Projects</b>                              | <b>2 347 217</b>                          | <b>1 163 478</b>                                    | <b>598 606</b>                               | <b>585 133</b>                   |

*Source: Department of Infrastructure*

*Notes:*

- (a) Actual estimated expenditure to 30 June 2004 based on information provided by departments.*
- (b) A further \$4.365 million is reported by other departments. The total TEI across all departments is \$47.7 million.*
- (c) Reflects revised funding provided for the Calder Highway duplication project.*
- (d) A further \$29 million is being provided by the Commonwealth to NSW for this program bringing the total TEI to \$44 million.*
- (e) The Commonwealth has announced that an additional \$21 million may be provided when the project commences.*

## DEPARTMENT OF INFRASTRUCTURE

### New projects

(\$ thousand)

| <i>Project Description</i>  | <i>Total Estimated Investment</i> | <i>Expenditure to 30.6.2004 <sup>(a)</sup></i> | <i>Estimated Expenditure 2004-05</i> | <i>Remaining Expenditure</i> |
|---|-----------------------------------|--|--------------------------------------|------------------------------|
| Geelong Bypass - New Road/Bypass (Geelong) <sup>(b)</sup>   | 190 000                           | 5 162  | 20 900                               | 163 938                      |
| Public Transport Safety Critical Issues - Train Protection System Stage 1 (Geelong, Traralgon, Bendigo, Ballarat) | 5 000                             | ..   | 5 000                                | ..                           |
| Flinders Street Station Concourse Rehabilitation Stage 2 (Melbourne)  | 8 300                             | ..   | 3 300                                | 5 000                        |
| Channel Deepening - Project Development (Melbourne) <sup>(c)</sup>  | 14 900                            | ..   | 14 900                               | ..                           |
| Dynon Port Rail Link - Project Development (Melbourne) <sup>(d)</sup>   | 2 100                             | ..   | 2 100                                | ..                           |
| Public Transport Safety Critical Issues - Rail Safety Vigilance and Monitoring System Stage 1 (Various)           | 10 600                            | ..   | 10 600                               | ..                           |
| <b>Better Roads - Outer Metropolitan</b>  |                                   |  |                                      |                              |
| Berwick-Cranbourne Road (3.2km to 4.9km) - Greaves Rd to Pound Rd - Carriageway Duplication (Berwick)             | 8 900                             | ..   | 4 900                                | 4 000                        |
| Mickleham Road (3.3km to 5.2km) - Alanbrae Terrace to Barrymore Road - Carriageway Duplication (Greenvale)        | 9 100                             | ..   | 1 000                                | 8 100                        |
| Cheltenham Road (6.3km to 9.5km) - Springvale Road to Chandler Road - Road Widening (Keysborough)                 | 15 000                            | ..   | 1 500                                | 13 500                       |
| Cranbourne-Frankston Road (8.0km to 10.2km) - Warrandyte Rd to Centre Rd - Carriageway Duplication (Langwarrin)   | 15 900                            | ..   | 3 000                                | 12 900                       |
| Plenty Road (3.6km to 5.3km) - Centenary Drive to north of Bethany Crt - Carriageway Duplication (Mill Park)      | 14 000                            | ..   | 3 000                                | 11 000                       |
| Hallam Road (6.9km to 8.0km) - Hallam Bypass to James Cook Drive - Carriageway Duplication (Narre Warren North)   | 9 900                             | ..   | 1 000                                | 8 900                        |



(\$ thousand)

| <i>Project Description</i>   | <i>Total Estimated Investment</i> | <i>Expenditure to 30.6.2004 <sup>(a)</sup></i> | <i>Estimated Expenditure 2004-05</i> | <i>Remaining Expenditure</i> |
|--|-----------------------------------|--|--------------------------------------|------------------------------|
| Somerton Road (0.0km to 1.7km) - Carriageway Duplication and Grade Separation (Somerton)   | 26 200                            | ..   | 3 000                                | 23 200                       |
| Taylor's Road (15.2km to 15.8km) - Bypass/New Road - Sydenham Rd to East Esplanade - Grade Separation (St Albans)                              | 30 000                            | ..   | 3 000                                | 27 000                       |
| Thompson's Road (0.0km to 1.8km) - Manningham Rd to Foote St, Templestowe - Road Widening (Templestowe)  | 12 000                            | ..   | 1 000                                | 11 000                       |
| Palmers Road (0.0km to 1.8km) - Dunnings Rd to Princes Freeway - Road Construction (Truganina)   | 22 600                            | ..   | 1 000                                | 21 600                       |
| <b>Better Roads - Rural Arterial Road Projects</b>   |                                   |  |                                      |                              |
| Princes Highway East (Via Bruthen) (45.9km to 53.8km) - Buchan Road to Princes Hwy - Road Realignment (Bruthen)                                | 18 300                            | ..   | 3 200                                | 15 100                       |
| Bass Highway Sec 1 (92.1km to 96.4km) - The Gurdies to Grantville - Stage 4 - Carriageway Duplication (Gurdies, Grantville)                    | 15 000                            | ..   | 4 000                                | 11 000                       |
| South Gippsland Highway Sec 3 (102.3km to 110.9km) - Loch to Bena - Road Realignment (Loch, Bena)  | 33 600                            | ..   | 2 800                                | 30 800                       |
| Midland Highway Sec 4 (118.1km to 121.0km) - Road Widening (Mooroopna)   | 6 300                             | ..   | 600                                  | 5 700                        |
| Albury/Wodonga Bypass - Bandiana Link (Wodonga)  | 5 800                             | ..   | 3 000                                | 2 800                        |
| <b>Transport Accident Commission Funded</b>  |                                   |  |                                      |                              |
| Road Safety Infrastructure Program (Various)   | 130 000                           | ..   | 65 000                               | 65 000                       |
| <b>AusLink (Commonwealth Funded)</b>   |                                   |  |                                      |                              |
| Western Bypass - Deer Park Bypass including Leakes Rd Interchange (Deer Park)  | 80 000                            | ..   | ..                                   | 80 000                       |
| Calder Highway (118.0km to 135.0km) - Bypass/New Road - Faraday to Ravenswood (Faraday, Harcourt, Ravenswood South, Ravenswood) <sup>(e)</sup> | 25 000                            | ..   | ..                                   | 25 000                       |

(\$ thousand)

| <i>Project Description</i>   | <i>Total Estimated Investment</i> | <i>Expenditure to 30.6.2004 <sup>(a)</sup></i> | <i>Estimated Expenditure 2004-05</i> | <i>Remaining Expenditure</i> |
|--|-----------------------------------|--|--------------------------------------|------------------------------|
| Geelong Bypass - Bypass/New Road (Geelong)   | 186 000                           | ..   | ..                                   | 186 000                      |
| Calder Highway (90.8km. to 118.0km.) - Bypass/New Road - Kyneton to Faraday (Kyneton, Malmesbury, Taradale, Elphinstone) | 89 000                            | ..   | 12 000                               | 77 000                       |
| <b>Total new projects</b>  | <b>983 500</b>                    | <b>5 162</b>                                   | <b>169 800</b>                       | <b>808 538</b>               |
| <b>Total Infrastructure projects</b>   | <b>3 330 717</b>                  | <b>1 168 640</b>                               | <b>768 406</b>                       | <b>1 393 671</b>             |

*Source: Department of Infrastructure*

*Notes:*

- (a) Actual estimated expenditure to 30 June 2004 based on information provided by departments.*
- (b) TEI of \$190 million includes \$4.1 million provided in the 2003-04 Budget. Project funded from Better Roads Trust Fund.*
- (c) \$14.9 million TEI includes Port of Melbourne Corporation contribution of \$7.4 million.*
- (d) Commonwealth Government announced \$110 million contribution to this project under the AusLink program.*
- (e) Funding represents the Commonwealth contribution for the forward estimates period 2004-05 to 2008-09.*

## DEPARTMENT OF INNOVATION, INDUSTRY AND REGIONAL DEVELOPMENT

### Existing projects

| <i>Project Description</i>                              | (\$ thousand)                     |   |                                      |                              |
|---|-----------------------------------|---|--------------------------------------|------------------------------|
|   | <i>Total Estimated Investment</i> | <i>Expenditure to 30.06.2004 <sup>(a)</sup></i> | <i>Estimated Expenditure 2004-05</i> | <i>Remaining Expenditure</i> |
| Australian Synchrotron Project - Construction (Clayton) | 157 200                           | 45 883  | 64 017                               | 47 300                       |
| City Office Accommodation - Construction (Melbourne)    | 21 860                            | 7 038   | 7 302                                | 7 520                        |
| <b>Total existing projects</b>                          | <b>179 060</b>                    | <b>52 921</b>                                   | <b>71 319</b>                        | <b>54 820</b>                |

Source: Department of Innovation, Industry and Regional Development

Note:

(a) Actual estimated expenditure to 30 June 2004 based on information provided by departments.

### New projects

| <i>Project Description</i>  | (\$ thousand)                     |   |                                      |                              |
|---|-----------------------------------|---|--------------------------------------|------------------------------|
|   | <i>Total Estimated Investment</i> | <i>Expenditure to 30.06.2004 <sup>(a)</sup></i> | <i>Estimated Expenditure 2004-05</i> | <i>Remaining Expenditure</i> |
| Nil   | ..                                | ..  | ..                                   | ..                           |
| <b>Total new projects</b>   | <b>..</b>                         | <b>..</b>                                       | <b>..</b>                            | <b>..</b>                    |
| <b>Total Innovation, Industry and Regional Development projects</b> | <b>179 060</b>                    | <b>52 921</b>                                   | <b>71 319</b>                        | <b>54 820</b>                |

Source: Department of Innovation, Industry and Regional Development

Note:

(a) Actual estimated expenditure to 30 June 2004 based on information provided by departments.

## DEPARTMENT OF JUSTICE

### Existing projects

| <i>Project Description</i>   | <i>(\$ thousand)</i>              |   |                                      |                              |
|--|-----------------------------------|---|--------------------------------------|------------------------------|
|  | <i>Total Estimated Investment</i> | <i>Expenditure to 30.06.2004 <sup>(a)</sup></i> | <i>Estimated Expenditure 2004-05</i> | <i>Remaining Expenditure</i> |
| Ararat Prison redevelopment - Construction (Ararat)  | 8 776                             | 6 824   | 1 000                                | 952                          |
| Bairnsdale Police Station - Construction (Bairnsdale)  | 10 300                            | 1 239   | 3 000                                | 6 061                        |
| Beaufort Police Station (Stage 5) - Construction (Beaufort)  | 630                               | 615   | 15                                   | ..                           |
| Beechworth Prison - 120 beds - Construction (Beechworth)   | 17 295                            | 12 917  | 4 378                                | ..                           |
| Bendigo Police Station - Construction (Bendigo)  | 19 700                            | 1 961   | 6 400                                | 11 339                       |
| Bendoc Police Station (Stage 5) - Construction (Bendoc)  | 280                               | 227   | 53                                   | ..                           |
| Brunswick Police Station - Construction (Brunswick)  | 14 505                            | 223   | 1 600                                | 12 682                       |
| Caroline Springs Police Station - Construction (Caroline Springs)                                  | 5 500                             | 341   | 2 000                                | 3 159                        |
| Coburg Police Station - Construction (Coburg)  | 9 000                             | 2 600   | 6 400                                | ..                           |
| Cressy Police Station (Stage 5) - Construction (Cressy)  | 280                               | 39  | 241                                  | ..                           |
| Correctional Facilities - 600 beds Remand Centre, 300 beds prison - Construction (Deer Park, Lara) | 17 000                            | 17 000  | ..                                   | ..                           |
| Edenhope Police Station (Stage 6) - Construction (Edenhope)  | 640                               | 9   | 105                                  | 526                          |
| Endeavour Hills Police Station - Construction (Endeavour Hills)                                    | 4 417                             | 2 681   | 1 737                                | ..                           |
| Footscray Police Station - Construction (Footscray)  | 12 100                            | 1 511   | 2 500                                | 8 089                        |
| Langi Kal Kal Prison Redevelopment - Construction (Langi Kal Kal)                                  | 4 198                             | 3 414   | 784                                  | ..                           |
| Counter Terrorism - Vic Police Forensics - Equipment (Macleod)                                     | 2 590                             | 2 590   | ..                                   | ..                           |
| Police Forensic Laboratories - Construction (Macleod)  | 6 000                             | 1 178   | 4 200                                | 622                          |
| CrimTrac - Commonwealth Criminal Intelligence Data Base System (Melbourne)                         | 3 086                             | 2 267   | 820                                  | ..                           |

| <i>Project Description</i>   | <i>(\$ thousand)</i>              |   |                                      |                              |
|--|-----------------------------------|---|--------------------------------------|------------------------------|
|  | <i>Total Estimated Investment</i> | <i>Expenditure to 30.06.2004 <sup>(a)</sup></i> | <i>Estimated Expenditure 2004-05</i> | <i>Remaining Expenditure</i> |
| Improved Emergency Services - Computer Aided Dispatch System (Melbourne)                         | 25 860                            | 25 199  | 50                                   | 611                          |
| Public Service City Office Accommodation (Southern Cross Development) - Construction (Melbourne) | 22 000                            | 7 103   | 7 170                                | 7 727                        |
| Community Based Corrections Facilities - Construction (Melbourne)                                | 13 500                            | 4 736   | 800                                  | 7 964                        |
| Telecommunications Purchasing and Management Strategy (Melbourne)                                | 2 582                             | ..  | 2 582                                | ..                           |
| Merbein Police Station (Stage 5) - Construction (Merbein)  | 630                               | 105   | 525                                  | ..                           |
| Mildura Court House - Construction (Mildura)   | 16 700                            | 11 725  | 4 975                                | ..                           |
| Mitta Mitta Police Station (Stage 6) - Construction (Mitta Mitta)                                | 280                               | 33  | 30                                   | 217                          |
| Moorabbin Court Complex - Construction (Moorabbin)   | 28 200                            | 6 122   | 600                                  | 21 478                       |
| Latrobe Valley Court and Police Complex - Construction (Morwell)                                 | 37 200                            | 3 913   | 11 929                               | 210 358                      |
| Mount Hotham Police Station (Stage 6) - Construction (Mount Hotham)                              | 640                               | 7   | 633                                  | ..                           |
| Myrtleford Police Station (Stage 6) - Construction (Myrtleford)                                  | 820                               | 75  | 330                                  | 415                          |
| Nyah Police Station (Stage 6) - Construction (Nyah)  | 890                               | 202   | 670                                  | 18                           |
| Pakenham Police and Emergency Services Complex - Construction (Pakenham)                         | 9 500                             | 36  | 3 100                                | 6 364                        |
| Consolidated Logistics Facility (OSCA) - Construction (Ravenhall)                                | 14 900                            | 219   | 1 800                                | 12 881                       |
| Robinvale Police Station (Stage 6) - Construction (Robinvale)                                    | 920                               | 7   | 450                                  | 463                          |
| Rowville Police Station - Construction (Rowville)  | 4 500                             | 4 237   | 263                                  | ..                           |
| 10 Year Prison Cell Safety Project - Upgrade safety of cells and buildings (Statewide)           | 50 750                            | 20 620  | 5 400                                | 24 730                       |
| Counter Terrorism - VicSES, Coroner, VIFM - Equipment (Statewide)                                | 4 263                             | 2 277   | 1 686                                | 300                          |
| Counter Terrorism - VicPol Capabilities - Equipment (Statewide)                                  | 1 879                             | 1 778   | 101                                  | ..                           |
| Public Sector Asset Investment Program 2004-05   |                                   | Justice   | 57                                   |                              |

| <i>Project Description</i>   | <i>(\$ thousand)</i>              |   |                                      |                              |
|--|-----------------------------------|---|--------------------------------------|------------------------------|
|  | <i>Total Estimated Investment</i> | <i>Expenditure to 30.06.2004 <sup>(a)</sup></i> | <i>Estimated Expenditure 2004-05</i> | <i>Remaining Expenditure</i> |
| Diversionary Program for Adult Aboriginal Offenders - Construction (Statewide) | 1 750                             | 485   | 700                                  | 565                          |
| Road Safety Initiatives - Equipment (Statewide)                                | 500                               | 291   | 209                                  | ..                           |
| Road Safety Investment - Digital Red Light Camera's - Equipment (Statewide)    | 6 000                             | 4 822   | 1 178                                | ..                           |
| Integrated Road Safety - Fixed Camera Geelong Road - Equipment (Statewide)     | 1 429                             | 1 234   | 195                                  | ..                           |
| Integrated Road Safety - Point to Point Hume Freeway - Equipment (Statewide)   | 1 930                             | 456   | ..                                   | 1 474                        |
| Swifts Creek Police Station (Stage 6) - Construction (Swifts Creek)            | 530                               | 3   | 255                                  | 272                          |
| Tallangatta Police Station (Stage 6) - Construction (Tallangatta)              | 640                               | 11  | ..                                   | 629                          |
| Tarnagulla Police Station (Stage 5) - Construction (Tarnagulla)                | 550                               | 56  | 494                                  | ..                           |
| Warragul Police Station - Construction (Warragul)                              | 6 100                             | 597   | 4 500                                | 1 003                        |
| Warrnambool Court House - Construction (Warrnambool)                           | 15 500                            | 9 804   | 5 696                                | ..                           |
| <b>Total Existing Projects</b>   | <b>407 240</b>                    | <b>163 790</b>                                  | <b>91 554</b>                        | <b>151 897</b>               |

*Source: Department of Justice*

*Note:*

*(a) Actual estimated expenditure to 30 June 2004 based on information provided by departments.*

## DEPARTMENT OF JUSTICE

### New projects

| <i>Project Description</i>   | <i>(\$ thousand)</i>              |   |                                      |                              |
|--|-----------------------------------|---|--------------------------------------|------------------------------|
|  | <i>Total Estimated Investment</i> | <i>Expenditure to 30.06.2004 <sup>(a)</sup></i> | <i>Estimated Expenditure 2004-05</i> | <i>Remaining Expenditure</i> |
| Upgrade of State emergency communication centre at Tally Ho - Construction/Equipment (Burwood) | 1 700                             | ..  | 1 700                                | ..                           |
| Carlton/North Melbourne Police Station - Construction (Carlton)                                | 5 480                             | 7   | 5 193                                | 280                          |
| Cranbourne Police Station - Construction (Cranbourne)  | 6 700                             | ..  | 2 140                                | 4 560                        |
| Mildura Police Station - Design (Mildura)  | 1 000                             | 3   | 997                                  | ..                           |
| Nhill Police Station (Stage 7) - Construction (Nhill)  | 680                               | 458   | 102                                  | 120                          |
| Springvale Police Station - Construction (Springvale)  | 3 860                             | 3 001   | 559                                  | 300                          |
| Country Fire Authority fire stations - Construction (Statewide)                                | 2 475                             | ..  | 563                                  | 1 912                        |
| Country Fire Authority tanker replacement program - Equipment (Statewide)                      | 8 600                             | ..  | 2 400                                | 6 200                        |
| Counter Terrorism - CT3 - Equipment (Statewide)  | 6 892                             | 977   | 4 000                                | 1 915                        |
| VicSES single emergency number - Equipment (Statewide)   | 363                               | ..  | 363                                  | ..                           |
| Torquay Police Station - Land Purchase & Design (Torquay)                                      | 2 000                             | 1 430   | 270                                  | 300                          |
| <b>Total New Projects</b>  | <b>39 750</b>                     | <b>5 876</b>                                    | <b>18 287</b>                        | <b>15 587</b>                |
| <b>Total Justice Projects</b>  | <b>446 990</b>                    | <b>169 666</b>                                  | <b>109 841</b>                       | <b>167 484</b>               |

*Source: Department of Justice*

*Note:*

*(a) Actual estimated expenditure to 30 June 2004 based on information provided by departments.*

## DEPARTMENT OF PREMIER AND CABINET

### Existing projects

| <i>Project Description</i>                                      | <i>(\$ thousand)</i>              |   |                                      |                              |
|---|-----------------------------------|---|--------------------------------------|------------------------------|
|   | <i>Total Estimated Investment</i> | <i>Expenditure to 30.06.2004 <sup>(a)</sup></i> | <i>Estimated Expenditure 2004-05</i> | <i>Remaining Expenditure</i> |
| Redevelopment of Core Business Systems (Melbourne)              | 4 000                             | 1 500   | 2 500                                | ..                           |
| Construction of a State Crisis Centre (Melbourne)               | 6 000                             | 400   | 5 600                                | ..                           |
| State Library of Victoria - Redevelopment - Phase 4 (Melbourne) | 91 400                            | 64 082  | 24 275                               | 3 043                        |
| Victorian Arts Centre - Asset Management Plan (Melbourne)       | 8 400                             | 4 200   | 2 100                                | 2 100                        |
| Meat Market Craft Centre - Stage 2 (North Melbourne)            | 3 260                             | 2 377   | 883                                  | ..                           |
| Yarra Precinct Arts Integration Project (Southbank)             | 61 000                            | 1 508   | 14 000                               | 45 492                       |
| Developing Library and Community Networks (Statewide)           | 1 600                             | 1 200   | 400                                  | ..                           |
| <b>Total existing projects</b>                                  | <b>175 660</b>                    | <b>75 267</b>                                   | <b>49 758</b>                        | <b>50 635</b>                |

*Source: Department of Premier and Cabinet*

*Note:*

*(a) Actual estimated expenditure to 30 June 2004 based on information provided by departments.*

### New projects

| <i>Project Description</i>   | <i>(\$ thousand)</i>              |   |                                      |                              |
|--|-----------------------------------|---|--------------------------------------|------------------------------|
|  | <i>Total Estimated Investment</i> | <i>Expenditure to 30.06.2004 <sup>(a)</sup></i> | <i>Estimated Expenditure 2004-05</i> | <i>Remaining Expenditure</i> |
| Arts Agency Review - Assets (Melbourne)  | 8 600                             | ..  | 8 600                                | ..                           |
| WoG ICT Standardisation Strategy - Office of the Chief Information Officer (Melbourne) | 17 500                            | ..  | 9 300                                | 8 200                        |
| State Library of Victoria - Storage Facility (Melbourne)                               | 11 523                            | ..  | 7 592                                | 3 931                        |
| <b>Total New Projects</b>  | <b>37 623</b>                     | <b>..</b>                                       | <b>25 492</b>                        | <b>12 131</b>                |
| <b>Total Premier and Cabinet Projects</b>  | <b>213 283</b>                    | <b>75 267</b>                                   | <b>75 250</b>                        | <b>62 766</b>                |

*Source: Department of Premier and Cabinet*

*Note:*

*(a) Actual estimated expenditure to 30 June 2004 based on information provided by departments.*



## DEPARTMENT OF PRIMARY INDUSTRIES

### Existing projects

| <i>Project Description</i>   | <i>(\$ thousand)</i>              |   |                                      |                              |
|--|-----------------------------------|---|--------------------------------------|------------------------------|
|  | <i>Total Estimated Investment</i> | <i>Expenditure to 30.06.2004 <sup>(a)</sup></i> | <i>Estimated Expenditure 2004-05</i> | <i>Remaining Expenditure</i> |
| Agriculture Victoria Ellinbank - Modernise facilities (Ellinbank)                    | 11 500                            | 10 000  | 1 500                                | ..                           |
| Co-operative Research Centre for Clean Power from Lignite (Latrobe Valley/Gippsland) | 2 800                             | 1 400   | 700                                  | 700                          |
| Lysterfield Lake Park - Land Purchase (Lysterfield)                                  | 3 000                             | 1 200   | 60                                   | 1 740                        |
| Showgrounds - Redevelopment (Melbourne)  | 100 700                           | 9 976   | 25 224                               | 65 500                       |
| Marine and Freshwater Resources Institute (MAFRI) - Redevelopment (Queenscliff)      | 20 000                            | 18 000  | 2 000                                | ..                           |
| Minerals and Petroleum - Development Initiative (Statewide)                          | 4 000                             | 2 927   | 1 073                                | ..                           |
| Victoria's Research Equipment - Acquisition (Various)                                | 13 900                            | 9 384   | 4 516                                | ..                           |
| IT and Document Management Centre - Libraries Redevelopment (Werribee)               | 4 200                             | 2 873   | 1 327                                | ..                           |
| <b>Total existing projects</b>   | <b>160 100</b>                    | <b>55 760</b>                                   | <b>36 400</b>                        | <b>67 940</b>                |

*Source: Department of Primary Industries*

*Note:*

*(a) Actual estimated expenditure to 30 June 2004 based on information provided by departments.*

### New projects

| <i>Project Description</i>                                      | <i>(\$ thousand)</i>              |   |                                      |                              |
|---|-----------------------------------|---|--------------------------------------|------------------------------|
|   | <i>Total Estimated Investment</i> | <i>Expenditure to 30.06.2004 <sup>(a)</sup></i> | <i>Estimated Expenditure 2004-05</i> | <i>Remaining Expenditure</i> |
| Counter Terrorism - Purchase of laboratory equipment (Werribee) | 600                               | ..  | 600                                  | ..                           |
| <b>Total new projects</b>                                       | <b>600</b>                        | <b>..</b>                                       | <b>600</b>                           | <b>..</b>                    |
| <b>Total Primary Industries projects</b>                        | <b>160 700</b>                    | <b>55 760</b>                                   | <b>37 000</b>                        | <b>67 940</b>                |

*Source: Department of Primary Industries*

*Note:*

*(a) Actual estimated expenditure to 30 June 2004 based on information provided by departments.*

## DEPARTMENT OF SUSTAINABILITY AND ENVIRONMENT

### Existing projects

(\$ thousand)

| <i>Project Description</i>  | <i>Total Estimated Investment</i> | <i>Expenditure to 30.06.2004 <sup>(a)</sup></i> | <i>Estimated Expenditure 2004-05</i> | <i>Remaining Expenditure</i> |
|---|-----------------------------------|---|--------------------------------------|------------------------------|
| Bairnsdale Repalcement - facilities upgrade (Bairnsdale)  | 7 150                             | 2 904   | 4 246                                | ..                           |
| Transit Cities - Dandenong (Dandenong, Dandenong South, Keysborough, Doveton, Noble Park, Hallam, Endeavour Hills)    | 3 500                             | 550   | 2 950                                | ..                           |
| Transit Cities - Frankston (Frankston, Frankston North, Seaford, Mt Eliza, Langwarrin, Baxter)                        | 2 000                             | 1 701   | 299                                  | ..                           |
| Piping the System - Commonwealth Component Construction (Mallee/Wimmera)  | 7 500                             | 6 000   | 1 309                                | 191                          |
| Piping the System - State Component Construction (Mallee/Wimmera) <sup>(b)</sup>                                      | 125 000                           | 8 002   | 7 700                                | 109 298                      |
| CBD Accomodation Consolidation - fitout (Melbourne)   | 17 500                            | 11 640  | 5 860                                | ..                           |
| Telecommunications Purchasing and Management Strategy (Melbourne)   | 307                               | ..  | 307                                  | ..                           |
| Yarra Precinct - Queensbridge Square (Melbourne, Southbank) <sup>(c)</sup>  | 7 800                             | 7 800   | ..                                   | ..                           |
| Yarra Precinct - Sandridge Bridge (Melbourne, Southbank) <sup>(c)</sup>   | 8 000                             | 8 000   | ..                                   | ..                           |
| Transit Cities - Ringwood (Ringwood, Mitcham, Donvale, Ringwood East)   | 1 000                             | 701   | 299                                  | ..                           |
| Improving Quality and Access to Victoria's Parks Upgrades (Statewide)   | 3 980                             | 1 482   | 1 730                                | 768                          |
| Land Exchange - Systems Development (Statewide)   | 24 000                            | 14 670  | 9 330                                | ..                           |
| Regional telecommunications infrastructure installed - Upgrade (Statewide)  | 3 000                             | 2 700   | 300                                  | ..                           |
| Land Titles Automation Project Systems Development (Statewide)  | 29 700                            | 28 493  | 1 207                                | ..                           |
| IT and Document Management Centre - Facilities Upgrade (Various)  | 10 330                            | 7 979   | 2 351                                | ..                           |
| Parks Asset Base - Renew/Upgrade Visitor facilities in National Parks and upgrade boating access in the Bay (Various) | 5 335                             | 4 545   | 790                                  | ..                           |

(\$ thousand)

| <i>Project Description</i>                         | <i>Total Estimated Investment</i> | <i>Expenditure to 30.06.2004 <sup>(a)</sup></i> | <i>Estimated Expenditure 2004-05</i> | <i>Remaining Expenditure</i> |
|--|-----------------------------------|---|--------------------------------------|------------------------------|
| Bushfire Recovery Strategy - Restoration (Various) | 31 800                            | 8 140   | 3 800                                | 19 860                       |
| Long-Term Zoo Strategy - Upgrade (Various)         | 32 000                            | 4 000   | 11 000                               | 17 000                       |
| Victorian Water Trust Assets - Upgrades (Various)  | 120 000                           | 1 006   | 15 000                               | 103 994                      |
| <b>Total Existing Projects</b>                     | <b>439 902</b>                    | <b>120 313</b>                                  | <b>68 478</b>                        | <b>251 111</b>               |

Source: Department of Sustainability and Environment

Notes:

- (a) Actual estimated expenditure to 30 June 2004 based on information provided by departments.
- (b) The TEI for this project includes the additional \$48 million committed by the State Government, as announced by the Premier and the Minister for Water on 4 August 2004.
- (c) These projects will be completed in 2004-05. The final TEI and estimated expenditures for 2004-05 are still to be finalised.

## New projects

(\$ thousand)

| <i>Project Description</i>                           | <i>Total Estimated Investment</i> | <i>Expenditure to 30.06.2004 <sup>(a)</sup></i> | <i>Estimated Expenditure 2004-05</i> | <i>Remaining Expenditure</i> |
|--|-----------------------------------|---|--------------------------------------|------------------------------|
| Bushfire Recovery Initiative (Various)               | 27 200                            | ..  | 7 500                                | 19 700                       |
| <b>Total New Projects</b>                            | <b>27 200</b>                     | <b>..</b>                                       | <b>7 500</b>                         | <b>19 700</b>                |
| <b>Total Sustainability and Environment Projects</b> | <b>467 102</b>                    | <b>120 303</b>                                  | <b>75 978</b>                        | <b>270 811</b>               |

Source: Department of Sustainability and Environment

Note:

- (a) Actual estimated expenditure to 30 June 2004 based on information provided by departments.

## DEPARTMENT OF TREASURY AND FINANCE

### Existing projects

(\$ thousand)

| <i>Project Description</i>   | <i>Total Estimated Investment</i> | <i>Expenditure to 30.06.2004 <sup>(a)</sup></i> | <i>Estimated Expenditure 2004-05</i> | <i>Remaining Expenditure</i> |
|--|-----------------------------------|---|--------------------------------------|------------------------------|
| 3 Treasury Place - Refurbishment of offices (Melbourne)                            | 9 000                             | 4 943   | 4 057                                | ..                           |
| City Office Accommodation - Refit (Melbourne)                                      | 6 280                             | 557   | 3 663                                | 2 060                        |
| Refurbishment of Transport House - 589 Collins Street - Upgrade (Melbourne)        | 2 000                             | 658   | 1 342                                | ..                           |
| State Revenue Office IT Strategic Plan/E-Business - Systems Upgrade (Melbourne)    | 28 798                            | 27 896  | 902                                  | ..                           |
| Telecommunications Purchasing and Management Strategy (Melbourne)                  | 1 075                             | ..  | 1 075                                | ..                           |
| Government Office Accommodation - City Precinct Strategic Plan - Upgrade (Various) | 97 731                            | 96 372  | 1 359                                | ..                           |
| <b>Total existing projects</b>   | <b>144 884</b>                    | <b>130 426</b>                                  | <b>12 398</b>                        | <b>2 060</b>                 |

Source: Department of Treasury and Finance

Note:

(a) Actual estimated expenditure to 30 June 2004 based on information provided by departments.

### New projects

(\$ thousand)

| <i>Project Description</i>                 | <i>Total Estimated Investment</i> | <i>Expenditure to 30.06.2004 <sup>(a)</sup></i> | <i>Estimated Expenditure 2004-05</i> | <i>Remaining Expenditure</i> |
|--|-----------------------------------|---|--------------------------------------|------------------------------|
| DTF and DPC ICT Infrastructure (Melbourne) | 13 000                            | ..  | 5 700                                | 7 300                        |
| <b>Total new projects</b>                  | <b>13 000</b>                     | <b>..</b>                                       | <b>5 700</b>                         | <b>7 300</b>                 |
| <b>Total Treasury and Finance projects</b> | <b>157 884</b>                    | <b>130 426</b>                                  | <b>18 098</b>                        | <b>9 360</b>                 |

Source: Department of Treasury and Finance

Note:

(a) Actual estimated expenditure to 30 June 2004 based on information provided by departments.

## DEPARTMENT FOR VICTORIAN COMMUNITIES

### Existing projects

| <i>Project Description</i>   | <i>(\$ thousand)</i>              |   |                                      |                              |
|--|-----------------------------------|---|--------------------------------------|------------------------------|
|  | <i>Total Estimated Investment</i> | <i>Expenditure to 30.06.2004 <sup>(a)</sup></i> | <i>Estimated Expenditure 2004-05</i> | <i>Remaining Expenditure</i> |
| Melbourne Sports and Aquatic Centre - Redevelopment (Albert Park)  | 50 000                            | 7 747   | 42 253                               | ..                           |
| Sport and Recreation Victoria (SRV) Camps - Upgrade (Anglesea, Rowsley, Falls Creek, Mt. Eliza, Mt Evelyn) | 4 050                             | 3 130   | 920                                  | ..                           |
| Commonwealth Games Athletics Track - development (Melbourne Cricket Ground)                                | 18 500                            | 180   | 11 320                               | 7 000                        |
| Commonwealth Games Olympic Park Athletics Track - replacement (Melbourne)                                  | 2 700                             | ..  | 2 700                                | ..                           |
| Commonwealth Games State Mountain Bike Centre - construction (Melbourne)                                   | 3 000                             | 101   | 2 399                                | 500                          |
| Commonwealth Games State Netball and Hockey Centre - replacement (Melbourne)                               | 800                               | ..  | 800                                  | ..                           |
| Commonwealth Games Village - construction (Melbourne)  | 35 100                            | 703   | 19 397                               | 15 000                       |
| Victorian Electronic Records Strategy - Repository (North Melbourne)                                       | 5 500                             | 1 279   | 4 221                                | ..                           |
| Residential Camps - Asset Compliance and Risk Management Program (Various)                                 | 3 600                             | 428   | 3 172                                | ..                           |
| <b>Total existing projects</b>   | <b>123 250</b>                    | <b>13 568</b>                                   | <b>87 182</b>                        | <b>22 500</b>                |

*Source: Department for Victorian Communities*

*Note:*

*(a) Actual estimated expenditure to 30 June 2004 based on information provided by departments.*

## DEPARTMENT FOR VICTORIAN COMMUNITIES

### New projects

(\$ thousand)

| <i>Project Description</i>                                    | <i>Total Estimated Investment</i> | <i>Expenditure to 30.06.2004 <sup>(a)</sup></i> | <i>Estimated Expenditure 2004-05</i> | <i>Remaining Expenditure</i> |
|---|-----------------------------------|---|--------------------------------------|------------------------------|
| Aboriginal Commemorative Place (Melbourne)                    | 500                               | ..  | 100                                  | 400                          |
| Electronic Grant Management System (Melbourne)                | 5 190                             | ..  | 3 500                                | 1 690                        |
| Public Record Office of Victoria Asset Management (Melbourne) | 8 809                             | ..  | 1 760                                | 7 049                        |
| <b>Total new projects</b>                                     | <b>14 499</b>                     | <b>..</b>                                       | <b>5 360</b>                         | <b>9 139</b>                 |
| <b>Total Victorian Communities projects</b>                   | <b>137 749</b>                    | <b>13 568</b>                                   | <b>92 542</b>                        | <b>31 639</b>                |

*Source: Department for Victorian Communities*

*Note:*

*(a) Actual estimated expenditure to 30 June 2004 based on information provided by departments.*

## PARLIAMENT

### Existing projects

(\$ thousand)

| <i>Project Description</i>  | <i>Total Estimated Investment</i> | <i>Expenditure to 30.06.2004 <sup>(a)</sup></i> | <i>Estimated Expenditure 2004-05</i> | <i>Remaining Expenditure</i> |
|---|-----------------------------------|---|--------------------------------------|------------------------------|
| Telecommunications Purchasing and Management Strategy (Melbourne) | 401                               | ..  | 401                                  | ..                           |
| <b>Total existing projects</b>                                    | <b>401</b>                        | <b>..</b>                                       | <b>401</b>                           | <b>..</b>                    |

Source: Parliament

Note:

(a) Actual estimated expenditure to 30 June 2004 based on information provided by departments.

### New projects

(\$ thousand)

| <i>Project Description</i>                               | <i>Total Estimated Investment</i> | <i>Expenditure to 30.06.2004 <sup>(a)</sup></i> | <i>Estimated Expenditure 2004-05</i> | <i>Remaining Expenditure</i> |
|--|-----------------------------------|---|--------------------------------------|------------------------------|
| Auditor General's Office - Asset replacement (Melbourne) | 2 400                             | ..  | 540                                  | 1 860                        |
| Counter Terrorisim Parliament House (Melbourne)          | 250                               | ..  | 250                                  | ..                           |
| Capital works at Parliament House (Melbourne)            | 6 100                             | ..  | 3 500                                | 2 600                        |
| <b>Total new projects</b>                                | <b>8 750</b>                      | <b>..</b>                                       | <b>4 290</b>                         | <b>4 460</b>                 |
| <b>Total Parliament projects</b>                         | <b>9 151</b>                      | <b>..</b>                                       | <b>4 691</b>                         | <b>4 460</b>                 |

Source: Parliament

Note:

(a) Actual estimated expenditure to 30 June 2004 based on information provided by departments.

## COUNTRY FIRE AUTHORITY

### Existing projects

(\$ thousand)

| <i>Project Description</i>   | <i>Total Estimated Investment</i> | <i>Expenditure to 30.6.2004 <sup>(a)</sup></i> | <i>Estimated Expenditure 2004-05</i> | <i>Remaining Expenditure</i> |
|--|-----------------------------------|--|--------------------------------------|------------------------------|
| Vehicle - Purchase (Ballarat)  | 240                               | 1  | 239                                  | ..                           |
| Fire Station (Special Resource Initiative) - Construction (Chirnside Park)           | 650                               | 46   | 604                                  | ..                           |
| Fire Station - Fitout (Craigieburn)  | 300                               | 12   | 288                                  | ..                           |
| Fire Station - Fitout (Cranbourne)   | 1 400                             | 1 252  | 148                                  | ..                           |
| Fire Station (Special Resource Initiative) - Construction (Creswick)                 | 240                               | 121  | 119                                  | ..                           |
| Fire Station - Construction (Drouin)   | 860                               | 117  | 743                                  | ..                           |
| Fire Station (Special Resource Initiative) - Construction (Greenvale)                | 1 560                             | 1 509  | ..                                   | 51                           |
| Fire Station (Special Resource Initiative) - Construction Stage 2 (Hoppers Crossing) | 1 010                             | 883  | ..                                   | 127                          |
| Fire Station (Special Resource Initiative) - Construction (Point Cook)               | 1 740                             | 1 305  | 435                                  | ..                           |
| Fire Station (Special Resource Initiative) - Land Purchase (St Helena)               | 500                               | ..   | ..                                   | 500                          |
| Fire Station - Fitout (Sunbury)  | 495                               | 42   | 453                                  | ..                           |
| Fire Station - Construction (Bamawm Extension)                                       | 120                               | 9  | 111                                  | ..                           |
| Fire Station - Construction (Carrum)   | 2 000                             | 41   | 1 600                                | 359                          |
| Fire Station - Construction (Corryong)   | 120                               | 13   | 107                                  | ..                           |
| Vehicle - Purchase (Dandenong)   | 360                               | 77   | 283                                  | ..                           |
| Fire Station - Construction (Darley)   | 200                               | 15   | 185                                  | ..                           |
| Training Grounds - Roadworks (Fiskville)   | 1 500                             | 679  | 400                                  | 421                          |
| Fire Station - Construction (Hurstbridge)  | 630                               | ..   | 630                                  | ..                           |
| Fire Station - Construction (Kilmore)  | 500                               | ..   | ..                                   | 500                          |
| Fire Station - Construction (Somers)   | 400                               | 22   | 378                                  | ..                           |
| Fire Station - Construction (Traralgon West)   | 100                               | 1  | 99                                   | ..                           |



(\$ thousand)

| <i>Project Description</i>  | <i>Total Estimated Investment</i> | <i>Expenditure to 30.6.2004 <sup>(a)</sup></i> | <i>Estimated Expenditure 2004-05</i> | <i>Remaining Expenditure</i> |
|---|-----------------------------------|--|--------------------------------------|------------------------------|
| Vehicles - Retro Fit (Various)                                    | 380                               | 230  | 150                                  | ..                           |
| Vehicles - Purchase (Various)                                     | 26 569                            | 21 536   | 5 033                                | ..                           |
| Fire Station (Operational Support Staff) - Construction (Various) | 4 000                             | ..   | 20                                   | 3 980                        |
| <b>Total existing projects</b>                                    | <b>45 874</b>                     | <b>27 911</b>                                  | <b>12 025</b>                        | <b>5 938</b>                 |

*Source: Country Fire Authority*

*Note:*

*(a) Actual estimated expenditure to 30 June 2004 based on information provided by agencies.*

## COUNTRY FIRE AUTHORITY

### New projects

| <i>Project Description</i>  | <i>(\$ thousand)</i>              |  |                                      |                              |
|---|-----------------------------------|--|--------------------------------------|------------------------------|
|   | <i>Total Estimated Investment</i> | <i>Expenditure to 30.6.2004 <sup>(a)</sup></i> | <i>Estimated Expenditure 2004-05</i> | <i>Remaining Expenditure</i> |
| Fire Station - Land Purchase (Castlemaine)                        | 600                               | ..   | 600                                  | ..                           |
| Fire Station - Land Purchase (Phillip Island)                     | 120                               | ..   | 120                                  | ..                           |
| Fire Station - Construction (Truganina)                           | 150                               | ..   | 150                                  | ..                           |
| Fire Station - Construction (Mildura)                             | 300                               | ..   | 200                                  | 100                          |
| Fire Station - Construction (Eltham)                              | 350                               | ..   | 350                                  | ..                           |
| Fire Station - Construction (Lake Bolac)                          | 110                               | ..   | 110                                  | ..                           |
| Fire Station - Construction (Arthur's Creek)                      | 110                               | ..   | 110                                  | ..                           |
| Fire Station - Construction (Baddaginnie)                         | 120                               | ..   | 120                                  | ..                           |
| Fire Station - Construction (St Arnaud)                           | 830                               | ..   | 600                                  | 230                          |
| Fire Station - Construction (Simpson)                             | 240                               | ..   | 125                                  | 115                          |
| Fire Station - Construction (Traralgon South)                     | 160                               | ..   | 50                                   | 110                          |
| Fire Station (Operational Support Staff) - Construction (Various) | 11 000                            | ..   | 2 500                                | 8 500                        |
| Vehicle - Purchase (Geelong City)                                 | 360                               |  | 150                                  | 210                          |
| Vehicles - Purchase (Various)                                     | 10 000                            | 1 383  | 8 617                                | ..                           |
| Tanker Replacement Program  | 38 200                            |  | 10 700                               | 27 500                       |
| <b>Total new projects</b>   | <b>62 650</b>                     | <b>1 383</b>                                   | <b>24 502</b>                        | <b>36 765</b>                |
| <b>Total Country Fire Authority projects</b>                      | <b>108 524</b>                    | <b>29 294</b>                                  | <b>36 527</b>                        | <b>42 703</b>                |

*Source: Country Fire Authority*

*Note:*

*(a) Actual estimated expenditure to 30 June 2004 based on information provided by agencies.*

## METROPOLITAN FIRE AND EMERGENCY SERVICES BOARD

### Existing projects

| <i>Project Description</i>   | <i>(\$ thousand)</i>              |  |                                      |                              |
|--|-----------------------------------|--|--------------------------------------|------------------------------|
|  | <i>Total Estimated Investment</i> | <i>Expenditure to 30.6.2004 <sup>(a)</sup></i> | <i>Estimated Expenditure 2004-05</i> | <i>Remaining Expenditure</i> |
| Hot Fire Training Ground - Additions/Upgrade (Carrum Downs)                                | 500                               | 40   | 260                                  | 200                          |
| Car and Light Truck - Replacement (Metropolitan Areas)                                     | 6 638                             | 1 918  | 2 720                                | 2 000                        |
| Computers Software - Upgrade/Replacement (Metropolitan Areas)                              | 16 012                            | 6 193  | 6 964                                | 2 855                        |
| Fire Fighting Appliances - Upgrade/Replacement (Metropolitan Areas)                        | 20 701                            | 6 790  | 8 074                                | 5 837                        |
| Land and Building - Construction of New Station and Training Facility (Metropolitan Areas) | 48 045                            | 10 425   | 23 420                               | 14 200                       |
| Plant and Equipment - Replacement (Metropolitan Areas)                                     | 9 543                             | 344  | 7 149                                | 2 050                        |
| Stations - Alterations and Major Maintenance (Metropolitan Areas)                          | 12 669                            | 2 483  | 7 464                                | 2 722                        |
| <b>Total existing projects</b>   | <b>114 108</b>                    | <b>28 193</b>                                  | <b>56 051</b>                        | <b>29 864</b>                |

*Source: Metropolitan Fire and Emergency Services Board*

*Note:*

*(a) Actual estimated expenditure to 30 June 2004 based on information provided by agencies.*

### New projects

| <i>Project Description</i>   | <i>(\$ thousand)</i>              |  |                                      |                              |
|--|-----------------------------------|--|--------------------------------------|------------------------------|
|  | <i>Total Estimated Investment</i> | <i>Expenditure to 30.6.2004 <sup>(a)</sup></i> | <i>Estimated Expenditure 2004-05</i> | <i>Remaining Expenditure</i> |
| Nil  | ..                                | ..   | ..                                   | ..                           |
| <b>Total new projects</b>  | <b>..</b>                         | <b>..</b>                                      | <b>..</b>                            | <b>..</b>                    |
| <b>Total Metropolitan Fire and Emergency Services Board projects</b> | <b>114 108</b>                    | <b>28 193</b>                                  | <b>56 051</b>                        | <b>29 864</b>                |

*Source: Metropolitan Fire and Emergency Services Board*

*Note:*

*(a) Actual estimated expenditure to 30 June 2004 based on information provided by agencies.*



## CHAPTER THREE: MAJOR PUBLIC NON-FINANCIAL CORPORATIONS ASSET INVESTMENT PROGRAM 2004-05 BY AGENCY

### FIRST MILDURA IRRIGATION TRUST

#### Existing projects

| Project Description                         | (\$ thousand)              |   |                               |                       |
|---|----------------------------|---|-------------------------------|-----------------------|
|   | Total Estimated Investment | Expenditure to 30.6.2004 <sup>(a)</sup> | Estimated Expenditure 2004-05 | Remaining Expenditure |
| Irrigation System - Refurbishment (Mildura) | 227                        | 169                                     | 58                            | ..                    |
| Plant and Equipment - Replacement (Mildura) | 394                        | 379                                     | 15                            | ..                    |
| <b>Total existing projects</b>              | <b>621</b>                 | <b>548</b>                              | <b>73</b>                     | <b>..</b>             |

Source: First Mildura Irrigation Trust

Note:

(a) Actual estimated expenditure to 30 June 2004 based on information provided by agencies.

#### New projects

| Project Description                                  | (\$ thousand)              |   |                               |                       |
|--|----------------------------|---|-------------------------------|-----------------------|
|  | Total Estimated Investment | Expenditure to 30.6.2004 <sup>(a)</sup> | Estimated Expenditure 2004-05 | Remaining Expenditure |
| 17th Street Channel - Rehabilitation (Mildura)       | 4 080                      | 3                                       | 3 277                         | 800                   |
| Water Storage - Construction (Mildura)               | 4 370                      | 34                                      | 2 236                         | 2 100                 |
| <b>Total new projects</b>                            | <b>8 450</b>               | <b>37</b>                               | <b>5 513</b>                  | <b>2 900</b>          |
| <b>Total First Mildura Irrigation Trust projects</b> | <b>9 071</b>               | <b>585</b>                              | <b>5 586</b>                  | <b>2 900</b>          |

Source: First Mildura Irrigation Trust

Note:

(a) Actual estimated expenditure to 30 June 2004 based on information provided by agencies.

## GIPPSLAND AND SOUTHERN RURAL WATER AUTHORITY

### Existing projects

(\$ thousand)

| <i>Project Description</i>   | <i>Total<br/>Estimated<br/>Investment</i> | <i>Expenditure to<br/>30.6.2004 <sup>(a)</sup></i> | <i>Estimated<br/>Expenditure<br/>2004-05</i> | <i>Remaining<br/>Expenditure</i> |
|--|---|--|--|----------------------------------|
| Glenmaggie Spillway Gate - Painting<br>(Glenmaggie)                                | 190                                       | 115  | 75   | ..                               |
| Spillway Gate Painting - Rehabilitation<br>(Glenmaggie Dam)                        | 175                                       | ..   | 45   | 130                              |
| Main Northern Channel Erosion Works<br>- Rehabilitation (Macalister<br>Irrigation) | 164                                       | 64   | 25   | 75                               |
| Channel Fence Replacements -<br>Rehabilitation (Macalister Irrigation)             | 130                                       | 30   | 25   | 75                               |
| Main Southern Thompson River<br>Siphon - Construction (Macalister<br>Irrigation)   | 750                                       | 523  | 227  | ..                               |
| Fill Bank - Construction (Stratford)   | 250                                       | 1  | 49   | 200                              |
| Main Channel Conversion to Pipeline -<br>Rehabilitation (Werribee)                 | 1 475                                     | ..   | 225  | 1 250                            |
| Anchors in Dam - Installation<br>(Yallourn)  | 3 760                                     | 3 541  | 219  | ..                               |
| Remote Monitoring - Upgrade<br>(Yallourn)  | 100                                       | 11   | 89   | ..                               |
| <b>Total existing projects</b>   | <b>6 994</b>                              | <b>4 285</b>                                       | <b>979</b>                                   | <b>1 730</b>                     |

Source: Gippsland and Southern Rural Water Authority

Note:

(a) Actual estimated expenditure to 30 June 2004 based on information provided by agencies.

## GIPPSLAND AND SOUTHERN RURAL WATER AUTHORITY

### New projects

| <i>Project Description</i>  | <i>(\$ thousand)</i>              |  |                                      |                              |
|---|-----------------------------------|--|--------------------------------------|------------------------------|
|   | <i>Total Estimated Investment</i> | <i>Expenditure to 30.6.2004 <sup>(a)</sup></i> | <i>Estimated Expenditure 2004-05</i> | <i>Remaining Expenditure</i> |
| Bypass Gate Installation - Construction (Cowwarr)                             | 150                               | ..   | 60                                   | 90                           |
| Spillway Gate Painting - Rehabilitation (Cowwarr)                             | 120                               | ..   | ..                                   | 120                          |
| Relocation of Spillway Controls - Upgrade (Glenmaggie)                        | 100                               | ..   | ..                                   | 100                          |
| Embankment Instrumentation (Piezometers) - Replacement (Glenmaggie)           | 150                               | ..   | ..                                   | 150                          |
| Drainage - Rehabilitation (Glenmaggie)  | 200                               | ..   | ..                                   | 200                          |
| Lifting Gear - Replacement (Glenmaggie)                                       | 120                               | ..   | ..                                   | 120                          |
| Main Northern Program Total Channel Control - Upgrade (Macalister Irrigation) | 8 405                             | ..   | 1 370                                | 7 035                        |
| Main Southern Measurement - Upgrade (Macalister Irrigation)                   | 150                               | ..   | ..                                   | 150                          |
| Measurement at Section Change Points - Upgrade (Macalister Irrigation)        | 125                               | 25   | 25                                   | 75                           |
| Right Abutment Protection at Dam - Construction (Melton)                      | 375                               | ..   | ..                                   | 375                          |
| Left Abutment Protection at Dam - Construction (Melton)                       | 300                               | ..   | ..                                   | 300                          |
| Embankment Remodelling - Construction (Pykes Creek)                           | 400                               | ..   | ..                                   | 400                          |
| Embankment Instrumentation (Piezometers) - Replacement (Rossllynne)           | 150                               | ..   | ..                                   | 150                          |
| Remote Telemetry - Upgrade (Yallourn)   | 200                               | ..   | ..                                   | 200                          |
| Dam Trash Screens and Valves - Rehabilitation (Yallourn)                      | 200                               | ..   | 200                                  | ..                           |
| <b>Total new projects</b>   | <b>11 145</b>                     | <b>25</b>                                      | <b>1 655</b>                         | <b>9 465</b>                 |
| <b>Total Gippsland and Southern Rural Water projects</b>                      | <b>18 139</b>                     | <b>4 310</b>                                   | <b>2 634</b>                         | <b>11 195</b>                |

*Source: Gippsland and Southern Rural Water Authority*

*Note:*

*(a) Actual estimated expenditure to 30 June 2004 based on information provided by agencies.*

## GOULBURN-MURRAY RURAL WATER AUTHORITY

### Existing projects

(\$ thousand)

| <i>Project Description</i>  | <i>Total Estimated Investment</i> | <i>Expenditure to 30.6.2004 <sup>(a)</sup></i> | <i>Estimated Expenditure 2004-05</i> | <i>Remaining Expenditure</i> |
|---|-----------------------------------|--|--------------------------------------|------------------------------|
| Central Goulburn 11/4 and 3/11/4 - Pipeline (Ardmona)                         | 330                               | ..   | 100                                  | 230                          |
| Channel 20 - Channel Remodelling (Bamawm)                                     | 834                               | 80   | ..                                   | 754                          |
| Mokoan Storage Basin Reclamation - Catchment Renewal (Benalla)                | 747                               | 428  | 62                                   | 257                          |
| Waranga West Channel - Capacity Upgrade (Boort)                               | 6 600                             | 4 870  | 1 730                                | ..                           |
| Mosquito Community Surface Drain 24/25 - Drain Construction (Byrneside)       | 1 900                             | 300  | 200                                  | 1 400                        |
| Main Town Number 1 Syphon - Investigation (Cobram)                            | 560                               | ..   | 100                                  | 460                          |
| Murray Valley Drain 11 Stage 1 - Drain Construction (Cobram)                  | 2 200                             | 50   | ..                                   | 2 150                        |
| Murray Valley Drain 11 Stage 2 - Drain Construction (Cobram)                  | 2 200                             | 12   | ..                                   | 2 188                        |
| Murray Valley Drain 11 Stage 3 - Drain Construction (Cobram)                  | 2 000                             | 22   | ..                                   | 1 978                        |
| Murray Valley Drain 11 Stage 4 - Drain Construction (Cobram)                  | 800                               | 21   | ..                                   | 779                          |
| Channel 8/23 - Channel Remodelling (Rochester)                                | 200                               | 50   | ..                                   | 150                          |
| Cohuna Weir - Replacement (Cohuna)  | 512                               | 103  | 107                                  | 309                          |
| Central Goulburn 4/8 & 2/4/8 - Channel Remodelling (Cooma)                    | 2 009                             | 300  | 200                                  | 1 509                        |
| Central Goulburn 27/4 - Channel Remodelling (Coomboona)                       | 1 000                             | ..   | 15                                   | 985                          |
| Central Goulburn 16 - Channel Remodelling (Corop)                             | 343                               | 50   | 50                                   | 243                          |
| Bendigo Creek Subway System - Subway Replacement (Dingee)                     | 775                               | 455  | 20                                   | 300                          |
| Eildon Dam Safety Works - Storage Safety Compliance (Eildon)                  | 34 500                            | 8 566  | 25 934                               | ..                           |
| Electronic Administration of Forms - System Development (Tatura)              | 125                               | ..   | 125                                  | ..                           |
| Central Goulburn 8 - Girgarre East Road - Bridge Construction (Girgarre East) | 150                               | ..   | 150                                  | ..                           |



| (\$ thousand)   |   |  |  |                                  |
|---|---|--|--|----------------------------------|
| <i>Project Description</i>  | <i>Total<br/>Estimated<br/>Investment</i> | <i>Expenditure to<br/>30.6.2004 <sup>(a)</sup></i> | <i>Estimated<br/>Expenditure<br/>2004-05</i> | <i>Remaining<br/>Expenditure</i> |
| Deakin Drain 16 Extension - Stage 1 - Drain Construction (Harston)                      | 1 600                                     | 25   | 25   | 1 550                            |
| Deakin Drain 16 Extension - Stage 2 - Drain Construction (Harston)                      | 1 400                                     | 20   | 20   | 1 360                            |
| Murray Valley Channel 2a/5 - Channel Remodelling (Katunga)                              | 132                                       | 75   | 57   | ..                               |
| Barr Creek - Drain Construction (Kerang)  | 2 500                                     | 200  | 50   | 2 250                            |
| Benwell Drain 1 - Drain Construction (Kerang)   | 3 400                                     | 1 200  | 1 000  | 1 200                            |
| Nyah Relift Pumpstation - Pressure Improvements (Nyah)                                  | 1 200                                     | ..   | 50   | 1 150                            |
| Tragowel (East of Loddon) Community Surface Drains - Drain Construction (Kerang)        | 4 000                                     | 150  | 50   | 3 800                            |
| Wandella Creek - Drain Construction (Kerang)  | 1 800                                     | 200  | 50   | 1 550                            |
| Central Goulburn 26/9 - Pipeline (Kyabram)  | 150                                       | 35   | 115  | ..                               |
| Laanecoorie No. 1 & 2 Valves - Structures Replacement (Laanecoorie)                     | 160                                       | 20   | 50   | 90                               |
| Laanecoorie No. 3 & 4 Valves - Structures Replacement (Laanecoorie)                     | 150                                       | 10   | 50   | 90                               |
| Laanecoorie Operating Deck Pedestals and Monorail - Structure Replacement (Laanecoorie) | 100                                       | 50   | ..   | 50                               |
| Channel 23 - Channel Remodelling (Lockington)   | 400                                       | 100  | 50   | 250                              |
| DCD - Construction (Lockington)   | 509                                       | 39   | 40   | 430                              |
| Tullaroop Butterfly Valve - Structure Replacement (Majorca)                             | 750                                       | 500  | 250  | ..                               |
| Central Goulburn 12A/8 Switching Panels - Replacement (Merrigum)                        | 135                                       | 65   | 70   | ..                               |
| Central Goulburn 7 - Channel Remodelling (Merrigum)                                     | 1 087                                     | ..   | ..   | 1 087                            |
| Goulburn Weir Safety Works - Safety Compliance (Nagambie)                               | 4 106                                     | 106  | 3 200  | 800                              |
| Stuart Murray Canal Channels - Bank & Offtake Replacement (Nagambie)                    | 1 510                                     | 495  | 500  | 515                              |
| Timmering Drainage Course Declaration - Drain New (Nanneella)                           | 800                                       | 127  | 10   | 663                              |
| Public Sector Asset Investment Program 2004-05  |   | Goulburn-Murray Rural                              |  | 77                               |

| (\$ thousand)   |                                   |  |                                      |                              |
|---|-----------------------------------|--|--------------------------------------|------------------------------|
| <i>Project Description</i>  | <i>Total Estimated Investment</i> | <i>Expenditure to 30.6.2004 <sup>(a)</sup></i> | <i>Estimated Expenditure 2004-05</i> | <i>Remaining Expenditure</i> |
| East Goulburn 12 Road Crossing (Thompsons Rd) - Replacement (Nathalia)                          | 110                               | 50   | 60                                   | ..                           |
| Mosquito Drain Tatura Bypass - Drain Construction (Tatura)                                      | 2 400                             | 50   | 50                                   | 2 300                        |
| Muckatah Arterial Drain Stage 2 - Drain Construction (Numurkah)                                 | 2 700                             | 50   | 30                                   | 2 620                        |
| Muckatah Arterial Drain Stage 3 - Drain Construction (Numurkah)                                 | 1 800                             | 1 060  | 600                                  | 140                          |
| Muckatah Arterial Drain Stage 4 - Drain Construction (Numurkah)                                 | 1 800                             | 90   | 800                                  | 910                          |
| Muckatah Drain 3 - Drain Construction (Numurkah)  | 745                               | 575  | 150                                  | 20                           |
| Murray Valley Drain 3/7/3 Extension - Drain Construction (Cobram)                               | 1 900                             | 135  | 20                                   | 1 745                        |
| Campaspe Pipeline - Pump Upgrade (Rochester)  | 250                               | 48   | 23                                   | 179                          |
| Channel 6/7 Outfall Bridge - Bridge Replacement (Swan Hill)                                     | 193                               | 56   | 137                                  | ..                           |
| Greens Lake Pumps - Upgrade (Rochester)   | 801                               | 151  | 500                                  | 150                          |
| Supervisory Control & Data Acquisition (Waranga West Channel) - System Installation (Rochester) | 460                               | 64   | ..                                   | 396                          |
| Wanalta & Colibinabbin Regulator - Upgrade (Rochester)  | 150                               | 20   | 30                                   | 100                          |
| Supervisory Control & Data Acquisition (Waranga Major Offtake) - Construction (Rushworth)       | 270                               | 103  | 77                                   | 90                           |
| Drain 2/11 Stage 2 - Upgrade (Shepparton)   | 700                               | 45   | 20                                   | 635                          |
| Drain Discharge Project - Installation (Shepparton)   | 320                               | 40   | 40                                   | 240                          |
| East Goulburn 1/10 - Channel Remodelling (Shepparton)   | 350                               | ..   | 5                                    | 345                          |
| East Goulburn 12 Stage 3 - Channel Remodelling (Shepparton)                                     | 250                               | 2  | 106                                  | 142                          |
| East Goulburn 12 Stage 4 - Channel Remodelling (Shepparton)                                     | 240                               | ..   | 110                                  | 130                          |
| Office - Building (Kerang)  | 3 900                             | 527  | 3 373                                | ..                           |
| Shepparton Drain 2/11, Stage 1 - Drain Remodelling (Shepparton)                                 | 980                               | 50   | 40                                   | 890                          |
| Shepparton Drain 2/11, Stage 2 - Drain Remodelling (Shepparton)                                 | 700                               | 45   | 20                                   | 635                          |
| 78  | Goulburn-Murray Rural             | Public Sector Asset Investment Program 2004-05 |                                      |                              |

(\$ thousand)

| <i>Project Description</i>   | <i>Total Estimated Investment</i> | <i>Expenditure to 30.6.2004 <sup>(a)</sup></i> | <i>Estimated Expenditure 2004-05</i> | <i>Remaining Expenditure</i> |
|--|-----------------------------------|--|--------------------------------------|------------------------------|
| Supervisory Control & Data Acquisition (Drains) - System Installation (Shepparton) | 186                               | 10   | 10                                   | 166                          |
| DCD Stanhope Depression - Drain Construction (Stanhope)                            | 915                               | 215  | 100                                  | 600                          |
| Stanhope Drain Stage 1 - Drain Construction (Stanhope)                             | 1 110                             | 350  | 600                                  | 160                          |
| Stanhope Drain Stage 2 - Drain Construction (Stanhope)                             | 680                               | 30   | 95                                   | 555                          |
| Mosquito Drain Stage 1/36 - Drain Construction (Tatura)                            | 700                               | 40   | 20                                   | 640                          |
| Mosquito Drain Stage 10 - Drain Construction (Tatura)                              | 790                               | 330  | 400                                  | 60                           |
| Supervisory Control & Data Acquisition (Drains) - Installation (Tatura)            | 711                               | 2  | 2                                    | 707                          |
| Water Management System - System Planning Module - System Development (Tatura)     | 710                               | 40   | 240                                  | 430                          |
| Central Goulburn 6/34/9 - Channel Remodelling (Tongala)                            | 350                               | 50   | ..                                   | 300                          |
| Central Goulburn 8 & 24/8 - Channel Remodelling (Wyuna)                            | 1 414                             | 400  | 300                                  | 714                          |
| Central Goulburn 9/3 - Channel Remodelling (Toolamba)                              | 340                               | 120  | 220                                  | ..                           |
| Central Goulburn 1/19/6 - Channel Remodelling (Undera)                             | 1 200                             | 570  | 630                                  | ..                           |
| Murray Valley Channel 8/6 - Channel Remodelling (Waaia)                            | 250                               | 60   | 70                                   | 120                          |
| <b>Total existing projects</b>   | <b>114 049</b>                    | <b>24 102</b>                                  | <b>43 308</b>                        | <b>46 646</b>                |

*Source: Goulburn-Murray Rural Water Authority*

*Note:*

*(a) Actual estimated expenditure to 30 June 2004 based on information provided by agencies.*

## GOULBURN-MURRAY RURAL WATER AUTHORITY

### New projects

| <i>Project Description</i>  | <i>(\$ thousand)</i>              |  |                                      |                              |
|---|-----------------------------------|--|--------------------------------------|------------------------------|
|   | <i>Total Estimated Investment</i> | <i>Expenditure to 30.6.2004 <sup>(a)</sup></i> | <i>Estimated Expenditure 2004-05</i> | <i>Remaining Expenditure</i> |
| Lake Eppalock - Erosion Control (Axedale)   | 200                               | ..   | 20                                   | 180                          |
| Waranga West Channel (West) - Seepage Control (Boort)                               | 1 100                             | ..   | 200                                  | 900                          |
| Loddon Weir - Gates Replacement (Boort)   | 800                               | ..   | 200                                  | 600                          |
| Main Tower Syphon - Investigation / Replacement (Cobram)                            | 560                               | ..   | 100                                  | 460                          |
| Thompson's Weir regulator - Investigation (Cohuna)                                  | 300                               | ..   | 7                                    | 293                          |
| Woolwash Creek - Drainage Course Declaration (Corop)                                | 200                               | ..   | 70                                   | 130                          |
| Waranga West Channel (West) - Structures Replacement (Dingee)                       | 110                               | ..   | 110                                  | ..                           |
| Waranga West Channel (West) (Twigg) - Bridge Replacement (Dingee)                   | 110                               | ..   | 70                                   | 40                           |
| Waranga West Channel (West) (Watson) - Subway Replacement (Dingee)                  | 140                               | ..   | 30                                   | 110                          |
| Waranga West Channel (West) (Wilson) - Subway Replacement (Dingee)                  | 140                               | ..   | 30                                   | 110                          |
| Central Goulburn 17/12/9 - Channel Remodelling (Girgarre)                           | 200                               | ..   | 180                                  | 20                           |
| Central Goulburn 8 (Sinclair Rd.) - Bridge Replacement (Harston)                    | 150                               | ..   | 150                                  | ..                           |
| Central Goulburn 3/6 - Channel Remodelling (Merrigum)                               | 575                               | ..   | 275                                  | 300                          |
| Waranga West Channel (West) - Upgrade Regulators (6) (Rochester)                    | 650                               | ..   | 50                                   | 600                          |
| Channel 27 Remodelling - Channel Remodelling (Rochester)                            | 350                               | ..   | 110                                  | 240                          |
| Channel 5 Remodelling - Channel Remodelling (Rochester)                             | 200                               | ..   | 50                                   | 150                          |
| Supervisory Control & Data Acquisition (Channels) - System Installation (Rochester) | 250                               | ..   | 40                                   | 210                          |

(\$ thousand)

| <i>Project Description</i>   | <i>Total Estimated Investment</i> | <i>Expenditure to 30.6.2004 <sup>(a)</sup></i> | <i>Estimated Expenditure 2004-05</i> | <i>Remaining Expenditure</i> |
|--|-----------------------------------|--|--------------------------------------|------------------------------|
| East Goulburn Main (Sims) - Siphon Replacement (Shepparton)                      | 177                               | ..   | 28                                   | 149                          |
| East Goulburn 1 - Channel Remodelling (Shepparton)                               | 228                               | ..   | 80                                   | 148                          |
| East Goulburn 19/12 - Channel Remodelling (Shepparton)                           | 400                               | ..   | 100                                  | 300                          |
| East Goulburn 13/10 - Channel Remodelling (Shepparton)                           | 215                               | ..   | 5                                    | 210                          |
| East Goulburn 12 - Channel Remodelling (Shepparton)                              | 240                               | ..   | 110                                  | 130                          |
| East Goulburn 12 CH12267 - Channel Remodelling (Shepparton)                      | 100                               | ..   | 100                                  | ..                           |
| Central Goulburn 3/1/12/9 - Pipeline (Stanhope)                                  | 180                               | ..   | 90                                   | 90                           |
| Central Goulburn 7/9 - Channel Remodelling (Stanhope)                            | 220                               | ..   | 220                                  | ..                           |
| IT Strategy - Microsoft Office Upgrade - System Upgrade (Tatura)                 | 150                               | ..   | 150                                  | ..                           |
| IT Strategy - Website - System Improvement (Tatura)                              | 100                               | ..   | 100                                  | ..                           |
| IT Strategy - Electronic Signatures/Authentication - System Development (Tatura) | 250                               | ..   | 250                                  | ..                           |
| IT Strategy - Information Model Adoption - System Development (Tatura)           | 1 000                             | ..   | 225                                  | 775                          |
| Central Goulburn Drains Retrofitting - Construction (Tatura)                     | 500                               | ..   | 50                                   | 450                          |
| Central Goulburn 10/28/9 - Channel Remodelling (Tongala)                         | 500                               | ..   | 200                                  | 300                          |
| Central Goulburn 20/28/9 - Channel Remodelling (Tongala)                         | 200                               | ..   | 200                                  | ..                           |
| <b>Total new projects</b>  | <b>10 495</b>                     | <b>..</b>                                      | <b>3 600</b>                         | <b>6 895</b>                 |
| <b>Total Goulburn-Murray Rural Water projects</b>                                | <b>124 544</b>                    | <b>24 102</b>                                  | <b>46 908</b>                        | <b>53 541</b>                |

Source: Goulburn-Murray Rural Water Authority

Note:

(a) Actual estimated expenditure to 30 June 2004 based on information provided by agencies.

## GRAMPIANS WIMMERA-MALLEE RURAL WATER

### Existing projects

| <i>Project Description</i>   | <i>(\$ thousand)</i>              |  |                                      |                              |
|--|-----------------------------------|--|--------------------------------------|------------------------------|
|  | <i>Total Estimated Investment</i> | <i>Expenditure to 30.6.2004 <sup>(a)</sup></i> | <i>Estimated Expenditure 2004-05</i> | <i>Remaining Expenditure</i> |
| Water Disinfection Plant - Construction (Apsley)   | 132                               | 14   | ..                                   | 119                          |
| Sewerage Treatment Plant - Effluent Storage and Irrigation Upgrade (Ararat)              | 1 219                             | 954  | ..                                   | 265                          |
| Mount Cole/Langhi Ghiran Water Supply - Assessment/Remediation (Ararat)                  | 334                               | 230  | 104                                  | ..                           |
| Water Disinfection Plant - Construction (Berriwillock)                                   | 101                               | 3  | ..                                   | 97                           |
| Water Disinfection - Construction (Buangor)  | 117                               | 8  | ..                                   | 109                          |
| Water Disinfection Plant - Construction (Culgoa)   | 119                               | 17   | ..                                   | 102                          |
| Sewerage Treatment Plant - Effluent Storage and Land Disposal - Upgrade (Dimboola)       | 898                               | 62   | ..                                   | 836                          |
| Re-use Dimboola Waste Water Treatment Plant - Upgrade (Dimboola)                         | 505                               | 30   | ..                                   | 475                          |
| Water Supply Headworks Capacity - Augmentation (Halls Gap)                               | 580                               | 138  | 443                                  | ..                           |
| Sewerage Treatment Plant - Effluent Storage and Land Disposal - Construction (Halls Gap) | 1 610                             | 29   | 1 022                                | 560                          |
| Sewerage Scheme - Construction (Hopetoun)  | 3 515                             | 2 192  | 1 322                                | ..                           |
| Taylors Lake Embankment - Rehabilitation, Water Supply Works (Horsham)                   | 3 629                             | ..   | 2 379                                | 1 250                        |
| Sewer Reticulation - Stawell Rd And Haven - Construction (Horsham)                       | 1 308                             | 3  | ..                                   | 1 305                        |
| Water Treatment Plant - Construction (Kaniva)  | 2 391                             | 6  | ..                                   | 2 385                        |
| Sewerage Scheme - Construction (Minyip)  | 2 514                             | 1 797  | 717                                  | ..                           |
| Sewerage Treatment Plant - Effluent Storage And Land Disposal - Upgrade (Nhill)          | 1 540                             | 73   | 77                                   | 1 390                        |
| Water Supply Desalination Pilot Plant - Construction (Nhill)                             | 279                               | 406  | 20                                   | ..                           |

(\$ thousand)

| <i>Project Description</i>  | <i>Total Estimated Investment</i> | <i>Expenditure to 30.6.2004 <sup>(a)</sup></i> | <i>Estimated Expenditure 2004-05</i> | <i>Remaining Expenditure</i> |
|---|-----------------------------------|--|--------------------------------------|------------------------------|
| Sewerage Treatment Plant - Irrigation - Construction (Nhill)                            | 262                               | ..   | 60                                   | 202                          |
| Sewerage Scheme - Construction (Ouyen)  | 3 687                             | 2 777  | 909                                  | ..                           |
| Wimmera-Mallee Pipeline - (Patchewollock/Speed and Cannie Ridge)                        | 9 610                             | 7 760  | 1 850                                | ..                           |
| Sewage Effluent Reuse - Construction (St Arnaud)  | 1 212                             | 663  | 548                                  | ..                           |
| Sewage Effluent Reuse - Wineries - Construction (Stawell)                               | 319                               | 1  | ..                                   | 318                          |
| Sewage Pump Station - Upgrade (Stawell)   | 1 285                             | 64   | 894                                  | 327                          |
| Motor Vehicles - Replacement (Various)  | 18 642                            | 7 287  | 1 159                                | 10 196                       |
| Insurance Contract Works - Purchase (Various)   | 2 396                             | 154  | 176                                  | 2 066                        |
| Plant and Machinery - Purchase (Various)  | 1 744                             | 507  | 142                                  | 1 095                        |
| Computer Hardware - Purchase (Various)  | 1 905                             | 619  | 155                                  | 1 130                        |
| Computer Software - Purchase (Various)  | 1 163                             | 409  | 183                                  | 570                          |
| Asset Management Systems - Purchase (Various)   | 1 586                             | 911  | 331                                  | 345                          |
| Water Meters - Installation (Various)   | 2 552                             | 1 032  | 170                                  | 1 350                        |
| Mapping Systems - Purchase (Various)  | 122                               | 42   | 60                                   | 20                           |
| Telemetry - Alarms - Installation (Various)   | 1 524                             | ..   | ..                                   | 1 524                        |
| OH&S Review and Priority Works - Construction (Various)                                 | 825                               | 136  | 95                                   | 594                          |
| Telemetry Electricals - Upgrade (Various)   | 1 175                             | ..   | ..                                   | 1 175                        |
| Wickliffe Disinfection - Construction (Wickliffe)                                       | 112                               | 3  | ..                                   | 109                          |
| Water Treatment Plant - Construction (Willaura)   | 2 291                             | 184  | 844                                  | 1 264                        |
| Sewerage Treatment Plant - Effluent Storage and Land Disposal - Construction (Willaura) | 468                               | 32   | ..                                   | 436                          |
| <b>Total existing projects</b>  | <b>73 668</b>                     | <b>28 544</b>                                  | <b>13 659</b>                        | <b>31 613</b>                |

*Source: Grampians Wimmera-Mallee Rural Water*

*Note:*

*(a) Actual estimated expenditure to 30 June 2004 based on information provided by agencies.*

## GRAMPIANS WIMMERA-MALLEE RURAL WATER

### New projects

(\$ thousand)

| <i>Project Description</i>  | <i>Total<br/>Estimated<br/>Investment</i> | <i>Expenditure to<br/>30.6.2004 <sup>(a)</sup></i> | <i>Estimated<br/>Expenditure<br/>2004-05</i> | <i>Remaining<br/>Expenditure</i> |
|---|---|--|--|----------------------------------|
| Olivers Gully Water Storage - Wave<br>Wall Stabilisation - Upgrade (Ararat) | 149                                       | ..   | 149  | ..                               |
| Wastewater Detention Storages -<br>Replacement (Ararat)                     | 151                                       | ..   | ..   | 151                              |
| Sewer Network - Investigation (Ararat)                                      | 170                                       | ..   | ..   | 170                              |
| Sludge Management - Upgrade<br>(Ararat)                                     | 173                                       | ..   | ..   | 173                              |
| Water Storage - Upgrade (Ararat)  | 299                                       | 174  | 125  | ..                               |
| Trunk Sewer - Replacement (Ararat)  | 612                                       | ..   | ..   | 612                              |
| Waste Water Treatment Plant -<br>Upgrade (Ararat)                           | 1 252                                     | ..   | 85   | 1 167                            |
| Water Supply Trunk Main - Mt Cole -<br>Replacement (Ararat)                 | 3 053                                     | ..   | 42   | 3 010                            |
| Water Storages - Replacement<br>(Beulah)                                    | 106                                       | ..   | ..   | 106                              |
| Pressure Booster System - Upgrade<br>(Birchip)                              | 171                                       | 4  | ..   | 167                              |
| Wet Weather Storage - Construction<br>(Birchip)                             | 458                                       | ..   | ..   | 458                              |
| Waste Water Treatment Plant -<br>Irrigation - Construction (Charlton)       | 106                                       | ..   | ..   | 106                              |
| Waste Water Treatment Plant -<br>Upgrade (Dimboola)                         | 360                                       | ..   | 60   | 300                              |
| Sludge Management - Upgrade<br>(Donald)                                     | 127                                       | ..   | ..   | 127                              |
| Sewer Network - Investigation<br>(Donald)                                   | 164                                       | ..   | ..   | 164                              |
| Water Storages - Replacement<br>(Donald)                                    | 200                                       | ..   | ..   | 200                              |
| Waste Water Treatment Plant -<br>Irrigation - Construction (Donald)         | 223                                       | ..   | ..   | 223                              |
| Water Storages - Replacement<br>(Donald)                                    | 500                                       | ..   | ..   | 500                              |
| Wet Weather Storage - Construction<br>(Donald)                              | 607                                       | 3  | ..   | 604                              |
| Water Treatment Plant - Construction<br>(Donald)                            | 2 250                                     | 20   | ..   | 2 230                            |



(\$ thousand)

| <i>Project Description</i>                            | <i>Total Estimated Investment</i> | <i>Expenditure to 30.6.2004 <sup>(a)</sup></i> | <i>Estimated Expenditure 2004-05</i> | <i>Remaining Expenditure</i> |
|---|-----------------------------------|--|--------------------------------------|------------------------------|
| Water Supply Strategy - Investigation (Edenhope)      | 230                               | 18   | ..                                   | 211                          |
| Water Storages - Replacement (Elmhurst)               | 100                               | ..   | ..                                   | 100                          |
| Water Storage - Upgrade (Halls Gap)                   | 101                               | ..   | ..                                   | 101                          |
| Water Supply Trunk Main - Upgrade (Halls Gap)         | 254                               | ..   | ..                                   | 254                          |
| Water Storage - Construction (Halls Gap)              | 289                               | ..   | ..                                   | 289                          |
| Water Storages - Replacement (Hopetoun)               | 130                               | ..   | ..                                   | 130                          |
| Pressure Booster System - Construction (Hopetoun)     | 171                               | 3  | 168                                  | ..                           |
| Water Storages - Replacement (Hopetoun)               | 400                               | ..   | ..                                   | 400                          |
| Water Storages - Replacement (Hopetoun)               | 500                               | ..   | ..                                   | 500                          |
| Waste Water Treatment Plant - Construction (Hopetoun) | 595                               | ..   | 595                                  | ..                           |
| Regional Store - Upgrade (Horsham)                    | 180                               | ..   | ..                                   | 180                          |
| Water Storage - Mt Zero - Upgrade (Horsham)           | 254                               | ..   | ..                                   | 254                          |
| Waste Water Treatment Plant - Upgrade (Horsham)       | 312                               | ..   | ..                                   | 312                          |
| Waste Water Treatment Plant - Upgrade (Horsham)       | 1 211                             | ..   | ..                                   | 1 211                        |
| Water Storage - Mt Zero - Upgrade (Horsham)           | 424                               | ..   | ..                                   | 424                          |
| Water Storage - Mt Zero - Upgrade (Horsham)           | 530                               | ..   | ..                                   | 530                          |
| Treated Water Supply - Construction (Horsham)         | 978                               | ..   | ..                                   | 978                          |
| Waste Water Treatment Plant - Upgrade (Horsham)       | 1 152                             | 19   | ..                                   | 1 133                        |
| Sewerage Pump Station - Replacement (Horsham)         | 1 271                             | ..   | 61                                   | 1 211                        |
| Waste Water Treatment Plant - Upgrade (Horsham)       | 1 468                             | ..   | ..                                   | 1 468                        |
| Sewerage Network - Construction (Horsham)             | 1 508                             | ..   | ..                                   | 1 508                        |
| Wet Weather Storage - Construction (Jeparit)          | 489                               | ..   | ..                                   | 489                          |
| Water Treatment Plant - Construction (Jeparit)        | 877                               | ..   | ..                                   | 877                          |
| Public Sector Asset Investment Program 2004-05        |                                   | Grampians Wimmera-Mallee Rural                 |                                      | 85                           |

(\$ thousand)

| <i>Project Description</i>   | <i>Total Estimated Investment</i> | <i>Expenditure to 30.6.2004 <sup>(a)</sup></i> | <i>Estimated Expenditure 2004-05</i> | <i>Remaining Expenditure</i> |
|--|-----------------------------------|--|--------------------------------------|------------------------------|
| Waste Water Treatment Plant - Lagoon Improvements - Upgrade (Kaniva) | 213                               | 1  | ..                                   | 212                          |
| Waste Water Treatment Plant - Seepage - Investigation (Kaniva)       | 416                               | ..   | ..                                   | 416                          |
| Water Storage - Beaching - Upgrade (Marnoo)                          | 100                               | ..   | ..                                   | 100                          |
| Waste Water Treatment Plant - Construction (Minyip)                  | 447                               | ..   | 447                                  | ..                           |
| Waste Water Treatment Plant - Construction (Murtoa)                  | 106                               | ..   | ..                                   | 106                          |
| Water Storages - Replacement (Natimuk)                               | 400                               | ..   | ..                                   | 400                          |
| Water Treatment Plant - Construction (Natimuk)                       | 2 630                             | 20   | ..                                   | 2 611                        |
| Water Treatment Plant - Construction (Nhill)                         | 4 982                             | ..   | ..                                   | 4 982                        |
| Sewer Reticulation - Construction (Ouyen)                            | 212                               | ..   | ..                                   | 212                          |
| Waste Water Treatment Plant - Construction (Ouyen)                   | 811                               | ..   | 811                                  | ..                           |
| Water Storages - Replacement (Quambatook)                            | 300                               | ..   | ..                                   | 300                          |
| Waste Water Treatment Plant - Replacement (St Arnaud)                | 1 584                             | ..   | 60                                   | 1 524                        |
| Waste Water Treatment Plant Inlet - Upgrade (Stawell)                | 145                               | 2  | 144                                  | ..                           |
| Sludge Management - Upgrade (Stawell)                                | 186                               | ..   | ..                                   | 186                          |
| Waste Water Treatment Plant - Upgrade (Stawell)                      | 2 128                             | ..   | ..                                   | 2 128                        |
| Water Quality - Upgrade (Underbool)                                  | 291                               | 9  | 20                                   | 262                          |
| Communications - Replacement (Various)                               | 156                               | 31   | 7                                    | 118                          |
| Water Quality - Upgrade (Various)                                    | 1 802                             | ..   | ..                                   | 1 802                        |
| Sewer Facility - Replacement (Various)                               | 613                               | ..   | ..                                   | 613                          |
| Sewer Linear - Replacement (Various)                                 | 6 847                             | ..   | ..                                   | 6 847                        |
| Water Facility - Replacement (Various)                               | 15 861                            | ..   | ..                                   | 15 861                       |
| Water Linear - Replacement (Various)                                 | 16 662                            | ..   | ..                                   | 16 662                       |
| Water Mains - Replacement (Various)                                  | 289                               | 197  | 92                                   | ..                           |
| Water Storages - Investigation (Various)                             | 189                               | ..   | ..                                   | 189                          |

(\$ thousand)

| <i>Project Description</i>                                     | <i>Total<br/>Estimated<br/>Investment</i> | <i>Expenditure to<br/>30.6.2004 <sup>(a)</sup></i> | <i>Estimated<br/>Expenditure<br/>2004-05</i> | <i>Remaining<br/>Expenditure</i> |
|--|---|--|--|----------------------------------|
| Water Mains - Replacement (Various)                            | 315                                       | 187  | 128  | ..                               |
| SCADA - Construction (Various)                                 | 790                                       | ..   | ..   | 790                              |
| Water Mains - Replacement (Various)                            | 898                                       | ..   | 620  | 278                              |
| Waste Water Treatment Plant -<br>Replacement (Warracknabeal)   | 977                                       | 14   | 113  | 851                              |
| Water Storage - Replacement<br>(Watchem)                       | 122                                       | ..   | ..   | 122                              |
| Raw Water Storage No. 3 -<br>Replacement (Wycheproof)          | 300                                       | ..   | ..   | 300                              |
| Wet Weather Storage - Construction<br>(Wycheproof)             | 454                                       | ..   | ..   | 454                              |
| Raw Water Storage No.4 -<br>Replacement (Wycheproof)           | 600                                       | ..   | ..   | 600                              |
| <b>Total new projects</b>                                      | <b>86 381</b>                             | <b>701</b>   | <b>3 725</b>                                 | <b>81 954</b>                    |
| <b>Total Grampians Wimmera-Mallee<br/>Rural Water projects</b> | <b>160 049</b>                            | <b>29 245</b>                                      | <b>17 384</b>                                | <b>113 567</b>                   |

*Source: Grampians Wimmera-Mallee Rural Water*

*Note:*

*(a) Actual estimated expenditure to 30 June 2004 based on information provided by agencies.*

## LOWER MURRAY URBAN AND RURAL WATER AUTHORITY

### Existing projects

(\$ thousand)

| <i>Project Description</i>                              | <i>Total<br/>Estimated<br/>Investment</i> | <i>Expenditure to<br/>30.6.2004<sup>(a)</sup></i> | <i>Estimated<br/>Expenditure<br/>2004-05</i> | <i>Remaining<br/>Expenditure</i> |
|---|---|---|--|----------------------------------|
| Pump and Channel - Upgrade<br>(Cullulleraine)           | 498                                       | 10  | ..   | 488                              |
| Computer Systems - Replacement<br>(Irymple)             | 601                                       | 240   | ..   | 361                              |
| Vehicles - Replacement (Irymple)                        | 2 440                                     | 200   | 389  | 1 851                            |
| Sewerage Scheme - Construction<br>(Lake Boga)           | 3 419                                     | 2 919   | 500  | ..                               |
| Outlets - Replacement (Merbein)                         | 319                                       | 40  | 51   | 228                              |
| Rising Main - Replacement (Merbein)                     | 227                                       | 20  | 102  | 105                              |
| Drainage Pit Lids - Replacement<br>(Merbein)            | 599                                       | 40  | 102  | 457                              |
| Valves Isolation - Construction<br>(Merbein)            | 151                                       | 40  | 20   | 91                               |
| Meter Outlets - Replacement<br>(Merbein)                | 709                                       | 150   | 102  | 457                              |
| Meter Outlet Removal - Replacement<br>(Merbein)         | 319                                       | 40  | 51   | 228                              |
| Pump Stations - Construction (Mildura)                  | 2 465                                     | 1 538   | 778  | 149                              |
| Sewerage Catchment - Development<br>(Mildura)           | 3 247                                     | 1 496   | 750  | 1 001                            |
| Water Supply Trunk Mains -<br>Construction (Mildura)    | 4 050                                     | 237   | 2 100  | 1 713                            |
| Water Treatment Plant Clarifiers -<br>Upgrade (Mildura) | 595                                       | 179   | 270  | 146                              |
| Water Treatment Plant - Construction<br>(Mildura)       | 9 262                                     | 6 270   | 2 992  | ..                               |
| Employee Accommodation -<br>Replacement (Millewa)       | 412                                       | 170   | ..   | 242                              |
| River Pump - Replacement (Millewa)                      | 498                                       | 10  | ..   | 488                              |
| Rising Main - Replacement (Red<br>Cliffs)               | 3 959                                     | 3 159   | 800  | ..                               |
| Meters - Outlets - Replacement (Red<br>Cliffs)          | 659                                       | 100   | 102  | 457                              |
| Drainage Pit Lids - Replacement (Red<br>Cliffs)         | 558                                       | 50  | 123  | 385                              |
| Outlets - Replacement (Robinvale)                       | 319                                       | 40  | 51   | 228                              |
| Pipelines - Replacement (Robinvale)                     | 2 623                                     | 200   | 102  | 2 321                            |
| Outlets - Replacement (Robinvale)                       | 234                                       | 10  | 41   | 183                              |

(\$ thousand)

| <i>Project Description</i>                             | <i>Total Estimated Investment</i> | <i>Expenditure to 30.6.2004<sup>(a)</sup></i> | <i>Estimated Expenditure 2004-05</i> | <i>Remaining Expenditure</i> |
|--|-----------------------------------|---|--------------------------------------|------------------------------|
| Meters - Garden Supply - Installation (Robinvale)      | 569                               | 10  | 102                                  | 457                          |
| Sewer Pump Stations - Upgrade (Swan Hill)              | 584                               | 384   | 200                                  | ..                           |
| Computers - Installation (Various)                     | 260                               | 49  | 37                                   | 174                          |
| Mobile Plant - Replacement (Various)                   | 965                               | 125   | 142                                  | 698                          |
| Meter Testing Site - Construction (Various)            | 192                               | 5   | 82                                   | 105                          |
| River Diverters - Construction (Various)               | 1 333                             | 617   | 716                                  | ..                           |
| Meters - Replacement (Various)                         | 3 276                             | 220   | 1 023                                | 2 033                        |
| Plant and Equipment - Purchase (Various)               | 4 457                             | 3 257   | 400                                  | 800                          |
| Sewerage Minor Works - Construction (Various)          | 452                               | 184   | 111                                  | 157                          |
| Sewerage Minor Works - Replacement (Various)           | 1 175                             | 403   | 166                                  | 606                          |
| Sewerage Infrastructure - Rehabilitation (Various)     | 4 222                             | 687   | 600                                  | 2 935                        |
| Sewerage Works - Development (Various)                 | 480                               | 268   | 60                                   | 152                          |
| Water Meters - Replacement (Various)                   | 380                               | 210   | 55                                   | 115                          |
| Water Supply Minor Works - Construction (Various)      | 870                               | 370   | 150                                  | 350                          |
| Water Supply Minor Works - Replacement (Various)       | 1 115                             | 395   | 200                                  | 520                          |
| Water Supply Infrastructure - Rehabilitation (Various) | 3 366                             | 766   | 550                                  | 2 050                        |
| Water Supply Works - Development (Various)             | 213                               | 43  | 30                                   | 140                          |
| <b>Total existing projects</b>                         | <b>62 072</b>                     | <b>25 151</b>                                 | <b>14 050</b>                        | <b>22 871</b>                |

*Source: Lower Murray Urban and Rural Water Authority*

*Note:*

*(a) Actual estimated expenditure to 30 June 2004 based on information provided by agencies.*

## LOWER MURRAY URBAN AND RURAL WATER AUTHORITY

### New projects

| <i>Project Description</i>   | <i>(\$ thousand)</i>              |  |                                      |                              |
|--|-----------------------------------|--|--------------------------------------|------------------------------|
|  | <i>Total Estimated Investment</i> | <i>Expenditure to 30.6.2004 <sup>(a)</sup></i> | <i>Estimated Expenditure 2004-05</i> | <i>Remaining Expenditure</i> |
| Sewerage Treatment Plant - Augmentation (Koorlong)                 | 10 380                            | ..   | 250                                  | 10 130                       |
| Minor pipelines - Replacement (Merbein)                            | 111                               | ..   | 20                                   | 91                           |
| Suctions - Replacement (Merbein)                                   | 102                               | ..   | 102                                  | ..                           |
| Storage Dam - Construction (Merbein)                               | 214                               | ..   | ..                                   | 214                          |
| Meters - Garden Supply - Replacement (Merbein)                     | 559                               | ..   | 102                                  | 457                          |
| Minor Drains - Replacement (Merbein)                               | 111                               | ..   | 20                                   | 91                           |
| Water Treatment Plant Process - Upgrade (Mildura)                  | 1 500                             | ..   | 750                                  | 750                          |
| Lake Pomp - Replacement (Millewa)                                  | 427                               | ..   | ..                                   | 427                          |
| Fencing - Replacement (Red Cliffs)                                 | 207                               | ..   | 102                                  | 105                          |
| Valves - Isolation - Replacement (Red Cliffs)                      | 140                               | ..   | 26                                   | 114                          |
| Meter - Garden Supply - Replacement (Red Cliffs)                   | 559                               | ..   | 102                                  | 457                          |
| Minor pipelines - Replacement (Red Cliffs)                         | 111                               | ..   | 21                                   | 90                           |
| Minor drains - Replacement (Red Cliffs)                            | 111                               | ..   | 21                                   | 90                           |
| Valves - Isolation - Replacement (Red Cliffs)                      | 423                               | ..   | ..                                   | 423                          |
| Pressure Pit - Replacement (Robinvale)                             | 111                               | ..   | 20                                   | 91                           |
| Valves - Isolation - Replacement (Robinvale)                       | 111                               | ..   | 20                                   | 91                           |
| Minor Drains - Replacement (Robinvale)                             | 167                               | ..   | 31                                   | 136                          |
| Water Treatment Plant - Upgrade (Robinvale)                        | 400                               | ..   | ..                                   | 400                          |
| Telemetry Diverters - Installation (Various)                       | 4 548                             | ..   | 512                                  | 4 036                        |
| <b>Total new projects</b>  | <b>20 292</b>                     | <b>..</b>                                      | <b>2 099</b>                         | <b>18 193</b>                |
| <b>Total Lower Murray Urban and Rural Water Authority projects</b> | <b>82 364</b>                     | <b>25 151</b>                                  | <b>16 149</b>                        | <b>41 064</b>                |

*Source: Lower Murray Urban and Rural Water Authority*

*Note:*

*(a) Actual estimated expenditure to 30 June 2004 based on information provided by agencies.*

## OFFICE OF HOUSING

### Existing projects

(\$ thousand)

| <i>Project Description</i>          | <i>Total<br/>Estimated<br/>Investment</i> | <i>Expenditure to<br/>30.6.2004<sup>(a)</sup></i> | <i>Estimated<br/>Expenditure<br/>2004-05</i> | <i>Remaining<br/>Expenditure</i> |
|-------------------------------------|---|---|--|----------------------------------|
| <b>Rental and Community Housing</b> |   |   |  |                                  |
| <b>Acquisitions</b>                 |   |   |  |                                  |
| 23 Units/Sites (Barwon S-West)      | 3 945                                     | 980   | 2 965  | ..                               |
| 108 Units/Sites (Eastern Metro)     | 18 724                                    | 3 462   | 11 113                                       | 4 150                            |
| 21 Units/Sites (Gippsland)          | 1 992                                     | 186   | 1 806  | ..                               |
| 4 Units/Sites (Grampians)           | 1 474                                     | 42  | 1 432  | ..                               |
| 13 Units/Sites (Hume)               | 4 054                                     | 1 078   | 2 976  | ..                               |
| 19 Units/Sites (Loddon Mallee)      | 4 257                                     | 1 639   | 2 618  | ..                               |
| 66 Units/Sites (Northern Metro)     | 18 689                                    | 2 829   | 13 430                                       | 2 430                            |
| 190 Units/Sites (Southern Metro)    | 54 397                                    | 10 519  | 21 088                                       | 22 791                           |
| 77 Units/Sites (Western Metro)      | 16 132                                    | 12 316  | 3 816  | ..                               |
| <b>Improvements</b>                 |   |   |  |                                  |
| Units/Sites (Barwon S-West)         | 15 135                                    | 9 705   | 5 130  | 300                              |
| Units/Sites (Eastern Metro)         | 10 630                                    | 5 620   | 3 380  | 1 630                            |
| Units/Sites (Gippsland)             | 11 970                                    | 7 030   | 4 780  | 160                              |
| Units/Sites (Grampians)             | 9 170                                     | 6 260   | 2 910  | ..                               |
| Units/Sites (Hume)                  | 6 655                                     | 3 655   | 3 000  | ..                               |
| Units/Sites (Loddon Mallee)         | 9 561                                     | 7 271   | 2 290  | ..                               |
| Units/Sites (Northern Metro)        | 24 870                                    | 11 108  | 12 862                                       | 900                              |
| Units/Sites (Southern Metro)        | 32 210                                    | 12 474  | 12 206                                       | 7 530                            |
| Units/Sites (Statewide)             | 24 904                                    | 15 878  | 9 026  | ..                               |
| Units/Sites (Western Metro)         | 74 027                                    | 41 667  | 24 120                                       | 8 240                            |
| <b>Redevelopment</b>                |   |   |  |                                  |
| 37 Units/Sites (Eastern Metro)      | 5 171                                     | 5 110   | 61   | ..                               |
| 20 Units/Sites (Hume)               | 3 000                                     | 35  | 1 000  | 1 965                            |
| 42 Units/Sites (Loddon Mallee)      | 6 392                                     | 6 054   | 337  | ..                               |
| 190 Units/Sites (Northern Metro)    | 4 500                                     | 617   | 460  | 3 422                            |
| 64 Units/Sites (Southern Metro)     | 17 374                                    | 13 570  | 3 805  | ..                               |
| 132 Units/Sites (Western Metro)     | 23 090                                    | 4 071   | 12 296                                       | 6 723                            |
| <b>Total existing projects</b>      | <b>402 323</b>                            | <b>183 176</b>                                    | <b>158 906</b>                               | <b>60 241</b>                    |

Source: Office of Housing

Note:

(a) Actual estimated expenditure to 30 June 2004 based on information provided by agencies.

## OFFICE OF HOUSING

### New projects

| <i>Project Description</i>              | <i>(\$ thousand)</i>              |  |                                      |                              |
|---|-----------------------------------|--|--------------------------------------|------------------------------|
|   | <i>Total Estimated Investment</i> | <i>Expenditure to 30.6.2004 <sup>(a)</sup></i> | <i>Estimated Expenditure 2004-05</i> | <i>Remaining Expenditure</i> |
| <b>Rental and Community Housing</b>     |                                   |  |                                      |                              |
| <b>Acquisitions</b>                     |                                   |  |                                      |                              |
| 5 Units/Sites (Barwon S-West)           | 703                               | ..   | 81                                   | 622                          |
| 16 Units/Sites (Eastern Metro)          | 895                               | ..   | 481                                  | 414                          |
| 20 Units/Sites (Gippsland)              | 1 920                             | ..   | 1 562                                | 358                          |
| 4 Units/Sites (Grampians)               | 1 960                             | ..   | 1 426                                | 534                          |
| 13 Units/Sites (Hume)                   | 3 736                             | ..   | 3 043                                | 693                          |
| 11 Units/Sites (Loddon Mallee)          | 3 680                             | ..   | 3 513                                | 167                          |
| 19 Units/Sites (Northern Metro)         | 4 240                             | ..   | 2 138                                | 2 102                        |
| 23 Units/Sites (Southern Metro)         | 12 535                            | ..   | 7 105                                | 5 430                        |
| 20 Units/Sites (Western Metro)          | 4 355                             | ..   | 1 949                                | 2 406                        |
| <b>Improvements</b>                     |                                   |  |                                      |                              |
| Units/Sites (Barwon S-West)             | 440                               | ..   | 150                                  | 290                          |
| Units/Sites (Gippsland)                 | 400                               | ..   | ..                                   | 400                          |
| Units/Sites (Loddon Mallee)             | 120                               | ..   | 120                                  | ..                           |
| Units/Sites (Northern Metro)            | 22 824                            | ..   | 17 564                               | 5 260                        |
| Units/Sites (Southern Metro)            | 10 150                            | ..   | 8 670                                | 1 480                        |
| Units/Sites (Statewide)                 | 4 665                             | ..   | 4 283                                | 382                          |
| Units/Sites (Western Metro)             | 18 497                            | ..   | 14 605                               | 3 892                        |
| <b>Redevelopment</b>                    |                                   |  |                                      |                              |
| 6 Units/Sites (Loddon Mallee)           | 1 100                             | ..   | 1 045                                | 55                           |
| 78 Units/Sites (Western Metro)          | 16 959                            | ..   | 1 728                                | 15 231                       |
| <b>Total new projects</b>               | <b>109 179</b>                    | <b>..</b>                                      | <b>69 462</b>                        | <b>39 717</b>                |
| <b>Total Office of Housing projects</b> | <b>511 502</b>                    | <b>183 176</b>                                 | <b>228 369</b>                       | <b>99 957</b>                |

*Source: Office of Housing*

*Note:*

*(a) Actual estimated expenditure to 30 June 2004 based on information provided by agencies.*



## REGIONAL URBAN WATER AUTHORITIES

### Existing projects

| <i>Project Description</i>   | <i>(\$ thousand)</i>              |  |                                      |                              |
|--|-----------------------------------|--|--------------------------------------|------------------------------|
|  | <i>Total Estimated Investment</i> | <i>Expenditure to 30.6.2004 <sup>(a)</sup></i> | <i>Estimated Expenditure 2004-05</i> | <i>Remaining Expenditure</i> |
| <b>Barwon Regional Water Authority</b>   |                                   |  |                                      |                              |
| AireysInlet Sewage Treatment Plant Irrigation Works - Growth (Aireys Inlet)          | 771                               | 31   | 325                                  | 415                          |
| Anglesea High Level Pump Station - Replacement (Anglesea)                            | 209                               | 29   | 175                                  | 5                            |
| Apollo Bay Sewage Treatment Plant and Outfall - Replacement (Apollo Bay)             | 912                               | 53   | 859                                  | ..                           |
| Apollo Bay Bulk Water Supply (Apollo Bay)  | 3 517                             | 329  | 551                                  | 2 637                        |
| Apollo Bay Reticulation Improvements Stage 1 Reticulation - Replacement (Apollo Bay) | 566                               | 61   | 500                                  | 5                            |
| Ballan Channel Curries Syphom - Replacement (Ballan)                                 | 121                               | 6  | 100                                  | 15                           |
| Moorabool Water Treatment Plant - Improvements (Moorabool)                           | 1 150                             | 132  | 75                                   | 943                          |
| Bannockburn Tank - Growth (Bannockburn)  | 1 826                             | 1  | ..                                   | 1 825                        |
| Barwon Downs Wellfield - Refurbishment (Barwon Downs)                                | 1 283                             | 29   | ..                                   | 1 254                        |
| Boundary Creek Baseflow Supplementary Works - Growth (Barwon Downs)                  | 120                               | 18   | ..                                   | 102                          |
| Reclaimed Water Project - Growth (Barwon Heads)                                      | 2 747                             | 1 253  | 1 404                                | 90                           |
| Colac Waste Water Treatment Plant - Upgrade (Colac)                                  | 12 732                            | 11 210   | 1 522                                | ..                           |
| Colac Pipeline Track - Construction (Colac)  | 296                               | 159  | 45                                   | 92                           |
| Colac Water Reticulation Improvements (Colac)  | 923                               | 43   | 30                                   | 850                          |
| Colac Pipeline - Replacement Stages 4,5,6 and 7 (Colac)                              | 1 608                             | 13   | 170                                  | 1 425                        |
| Brickmakers Syphon - Replacement (Ballan)  | 1 235                             | 35   | 20                                   | 1 180                        |
| Colac Water Supply - SB No.5 (Colac)   | 4 347                             | 147  | 2 500                                | 1 700                        |
| Public Sector Asset Investment Program 2004-05                                       |                                   | Regional Urban Water                           |                                      | 93                           |

| <i>Project Description</i>   | <i>(\$ thousand)</i>                           |  |                                      |                              |
|--|--|--|--------------------------------------|------------------------------|
|  | <i>Total Estimated Investment</i>              | <i>Expenditure to 30.6.2004 <sup>(a)</sup></i> | <i>Estimated Expenditure 2004-05</i> | <i>Remaining Expenditure</i> |
| Southern Flow Retarding Facility - Replacement (Geelong)                     | 4 936  | 36   | 30                                   | 4 870                        |
| Outfall - Ovoid Connection and Ovoid Replacement (Geelong)                   | 3 862  | 3 342  | 515                                  | 5                            |
| Land Information - Replacement (Geelong)                                     | 405  | 185  | 40                                   | 180                          |
| Printing and Photographic - Replacement (Geelong)                            | 182  | 87   | 35                                   | 60                           |
| Oxygen Dissolver McIntyre Bridge - Replacement (Geelong)                     | 534  | 29   | ..                                   | 505                          |
| Geographic Information System - Upgrade (Geelong)                            | 1 667  | 1 217  | 450                                  | ..                           |
| Document Management System - Replacement (Geelong)                           | 777  | 50   | 727                                  | ..                           |
| Sharland Park Eco-Display Home - Growth (Geelong)                            | 330  | 65   | 265                                  | ..                           |
| Pump Replacement - Replacement (Geelong and Otway)                           | 2 665  | 765  | 190                                  | 1 710                        |
| Jan Juc High Level Improvements - Growth (Jan Juc)                           | 239  | 108  | 126                                  | 5                            |
| Lorne Retarding Tank at Pump Station 1 - Replacement (Lorne)                 | 527  | 17   | ..                                   | 510                          |
| Meredith Water Treatment Plant - Improvements (Meredith)                     | 494  | 306  | 30                                   | 158                          |
| Moorabool Water Treatment Plant Sludge Management Works - Growth (Moorabool) | 1 505  | 135  | 130                                  | 1 240                        |
| Ocean Grove to Black Rock Transfer - Replacement Stage 2 (Ocean Grove)       | 1 108  | 506  | 600                                  | 2                            |
| Ocean Grove Tank - Construction (Ocean Grove)                                | 5 115  | 1 624  | 3 441                                | 50                           |
| Bellarine Transfer Main Duplication Stage 3 - Construction (Ocean Grove)     | 6 670  | 195  | 6 375                                | 100                          |
| Bellarine Transfer Main Duplication Stage 4 - Construction (Ocean Grove)     | 1 498  | 13   | 20                                   | 1 465                        |
| Skenes Creek Sewer Scheme Expansion - Growth (Skenes Creek)                  | 4 361  | 1 144  | 3 207                                | 10                           |
| Torquay to Black Rock Sewer - Replacement (Torquay)                          | 6 441  | 341  | 3 700                                | 2 400                        |
| Torquay Pump Station - Upgrade No.5 (Torquay)                                | 328  | 3  | 5                                    | 320                          |
| 94 Regional Urban Water  | Public Sector Asset Investment Program 2004-05 |  |                                      |                              |

| (\$ thousand)  |   |  |  |                                  |
|--|---|--|--|----------------------------------|
| <i>Project Description</i>   | <i>Total<br/>Estimated<br/>Investment</i> | <i>Expenditure to<br/>30.6.2004 <sup>(a)</sup></i> | <i>Estimated<br/>Expenditure<br/>2004-05</i> | <i>Remaining<br/>Expenditure</i> |
| Torquay Pump Station - Upgrade No.4 (Torquay)                      | 2 216                                     | 66   | 950  | 1 200                            |
| Torquay PS Upgrade No.1 (Torquay)                                  | 274                                       | 4  | ..   | 270                              |
| Torquay High Level Tank Land Acquisition - Growth (Torquay)        | 755                                       | 315  | ..   | 440                              |
| Jan Juc High Level Water Supply System - Growth (Torquay)          | 673                                       | 13   | 10   | 650                              |
| Plant Items - Replacement (Various)                                | 4 342                                     | 1 122  | 280  | 2 940                            |
| Minor Headworks Improvements - Upgrades (Various)                  | 1 148                                     | 328  | 100  | 720                              |
| Computer Hardware User Requests - Replacement (Various)            | 4 198                                     | 1 158  | 340  | 2 700                            |
| Computer Hardware Infrastructure - Replacement (Various)           | 9 314                                     | 4 141  | 673  | 4 500                            |
| Computer Software User Requests - Replacement (Various)            | 6 315                                     | 660  | 30   | 5 625                            |
| Computer Infrastructure Software - Replacement (Various)           | 3 933                                     | 928  | 80   | 2 925                            |
| Regional Treat Plants - Minor Improvements (Various)               | 2 751                                     | 570  | 151  | 2 030                            |
| New Replacements and Conversions - Replacement (Various)           | 3 183                                     | 683  | 250  | 2 250                            |
| Meter Replacement Program - Replacement (Various)                  | 3 947                                     | 1 727  | 400  | 1 820                            |
| Vehicles - Replacement (Various)                                   | 31 309                                    | 8 145  | 2 464  | 20 700                           |
| Plant and Machinery - Replacement (Various)                        | 5 477                                     | 1 965  | 407  | 3 105                            |
| Flow Monitoring - Replacement (Various)                            | 466                                       | 126  | 34   | 306                              |
| Lining Of Main Sewers - Replacement (Various)                      | 13 826                                    | 6 607  | 1 173  | 6 046                            |
| Mains Replacement/Rehabilitation and System Improvements (Various) | 9 459                                     | 5 459  | 400  | 3 600                            |
| Office Building Mechanical Service - Replacement (Various)         | 596                                       | 426  | 60   | 110                              |
| Office Furniture And Equipment - Replacement (Various)             | 439                                       | 209  | 50   | 180                              |
| Other Land Purchase - Replacement (Various)                        | 557                                       | 307  | 25   | 225                              |
| Backflow Prevention Barwon Water Assets - Replacement (Various)    | 320                                       | 170  | 15   | 135                              |
| Occupational Health and Safety Items - Replacement (Various)       | 1 003                                     | 203  | 80   | 720                              |
| Public Sector Asset Investment Program 2004-05                     |   | Regional Urban Water                               |  | 95                               |

(\$ thousand)

| <i>Project Description</i>  | <i>Total<br/>Estimated<br/>Investment</i> | <i>Expenditure to<br/>30.6.2004 <sup>(a)</sup></i> | <i>Estimated<br/>Expenditure<br/>2004-05</i> | <i>Remaining<br/>Expenditure</i> |
|---|---|--|--|----------------------------------|
| Switchboard - Replacements (Various)  | 1 483                                     | 533  | 95   | 855                              |
| Disinfection Plant Duty/Standby System - Construction (Various)                 | 914                                       | 591  | 137  | 186                              |
| Headworks Minor Asset Creation - Replacement (Various)                          | 1 013                                     | 103  | 40   | 870                              |
| Pump Station OH&S Issues - Replacement (Various)                                | 1 183                                     | 103  | 108  | 972                              |
| Odour and Corrosion Programs - Replacement (Various)                            | 972                                       | 102  | 140  | 730                              |
| Mains - Replacements (Various)  | 25 374                                    | 7 674  | 1 500  | 16 200                           |
| Minor Reticulation Improvements - Replacement (Various)                         | 2 331                                     | 831  | 150  | 1 350                            |
| System Performance Monitoring - Replacement (Various)                           | 490                                       | 321  | 55   | 114                              |
| Computer Network Modelling - Growth (Various)                                   | 392                                       | 62   | 60   | 270                              |
| Water Leakage Reduction - Replacement (Various)                                 | 557                                       | 57   | 50   | 450                              |
| Wurdee Buloc Water Treatment Plant Renewal and System - Upgrade (Wurdee Buloc)  | 2 144                                     | 251  | 415  | 1 478                            |
| <b>Central Gippsland Region Water Authority</b>                                 |   |  |  |                                  |
| Drouin Waste Water Treatment Plant - Upgrade (Drouin)                           | 2 664                                     | 839  | 510  | 1 315                            |
| Hopetoun Rd Drouin Pump Station (Drouin)  | 632                                       | 92   | 180  | 360                              |
| Composting Facility Project - Constructing (Dutson)                             | 928                                       | 718  | 135  | 75                               |
| Dutson Resource Recovery Facility - Develop Site Services and Drainage (Dutson) | 1 426                                     | 234  | 248  | 945                              |
| Dutson Old Depot Building - Upgrade (Dutson)                                    | 154                                       | 129  | 25   | ..                               |
| Dutson ESSO Pond - Leachate Return System - Upgrade (Dutson)                    | 115                                       | ..   | 5  | 110                              |
| Radio Network / Communication Links (Remote sites) (Dutson)                     | 667                                       | 64   | 45   | 558                              |
| Water Supply Main to International Power Hazelwood - Upgrade (Hazelwood)        | 3 724                                     | 1 429  | 2 295  | ..                               |
| Jeeralang North and Traralgon South Tanks - Upgrade Present Tanks (Jeeralang)   | 117                                       | 87   | 30   | ..                               |

| (\$ thousand)   |   |  |  |                                  |
|---|---|--|--|----------------------------------|
| <i>Project Description</i>  | <i>Total<br/>Estimated<br/>Investment</i> | <i>Expenditure to<br/>30.6.2004 <sup>(a)</sup></i> | <i>Estimated<br/>Expenditure<br/>2004-05</i> | <i>Remaining<br/>Expenditure</i> |
| Aerial Tower at McAdam Street Site - Construction (Maffra)  | 146                                       | 36   | 2  | 108                              |
| Maffra McAdams Tank and Ring Main upgrade (Stage 2, 3 and 4) (Maffra)   | 1 764                                     | 1 139  | 425  | 200                              |
| Maffra: Nestles Sewer Replace Rising Main (Maffra)  | 324                                       | 69   | 180  | 75                               |
| Moe/Newborough sewer Reticulation Augmentation (Moe/Newborough)   | 688                                       | 3  | ..   | 685                              |
| Dams Risk Assessment - Risk Reduction Works (Moondarra)   | 546                                       | 276  | 45   | 225                              |
| Buckley's Hill Clear Water Storage, Inlet/outlet Pipe and Morwell High Lift Tower, Residual Trim - Increase Capacity Works and X Connection - Upgrade (Morwell) | 449                                       | 332  | 72   | 45                               |
| Morwell Outfall Main (East) Augmentation Project (Morwell)  | 669                                       | 102  | 153  | 414                              |
| Morwell Outfall Main (West) Reconnection (375 pipe) (Morwell)   | 684                                       | 236  | ..   | 448                              |
| Erica Rawson Treatment - Construction (Rawson)  | 1 881                                     | 91   | 1 275  | 515                              |
| Rosedale Oxygen Dissolver - Commission and Stage 2 upgrade works (Rosedale)   | 1 144                                     | 909  | 10   | 225                              |
| Sale High Level Pump Upgrade - Water Treatment Plant (Sale)   | 328                                       | ..   | 20   | 308                              |
| Sale Sewer Pump Station No. 1 Upgrade Inlet Work (Sale)   | 815                                       | 345  | 425  | 45                               |
| Sale Water Treatment Plant - Raw Water Options Strategy (Sale)  | 101                                       | 26   | 30   | 45                               |
| Seaspray (new tank) Merrimans Creek Pump Station-Upgrade (Seaspray)   | 323                                       | 125  | 45   | 153                              |
| Seaspray Sewerage Collection system - Construction (Seaspray)   | 3 618                                     | 193  | 360  | 3 065                            |
| Seaspray Wastewater Treatment and Disposal - Construction (Seaspray)  | 1 706                                     | 1  | 90   | 1 615                            |
| Additional Clear Water Storage at Traralgon Water Treatment Plant - Upgrade (Traralgon)   | 1 293                                     | 21   | ..   | 1 247                            |
| Stage 2A - Detailed Engineering Study on Regional Outfall Sewer - Redevelopment Water Factory (Traralgon)   | 112 200                                   | ..   | ..   | 112 200                          |
| Traralgon Central West Catchment Trunk Sewer - Upgrade (Traralgon)  | 1 557                                     | 11   | ..   | 1 546                            |
| Public Sector Asset Investment Program 2004-05  |   | Regional Urban Water                               |  | 97                               |

| <i>Project Description</i>   | <i>(\$ thousand)</i>              |  |                                      |                              |
|--|-----------------------------------|--|--------------------------------------|------------------------------|
|  | <i>Total Estimated Investment</i> | <i>Expenditure to 30.6.2004 <sup>(a)</sup></i> | <i>Estimated Expenditure 2004-05</i> | <i>Remaining Expenditure</i> |
| Traralgon Water Treatment Plant – Upgrade of Primary Treatment/Filters (Traralgon)                     | 1 647                             | 117  | 595                                  | 935                          |
| Tyers Water Treatment Plant - Additional Treatment Module - System Review (Tyers)                      | 2 644                             | 94   | 850                                  | 1 700                        |
| Air Valve Upgrades for Major Water Supply Systems - Upgrade (Various)                                  | 127                               | 67   | 10                                   | 50                           |
| Phone System - Replacement (Various)   | 299                               | 254  | 45                                   | ..                           |
| Customer Information and Billing System - Upgrade (Various)  | 1 300                             | 755  | 455                                  | 90                           |
| Mainpac Replacement - Upgrade (Various)  | 250                               | 1  | 150                                  | 100                          |
| New Finance System Implementation - Great Plains Extension - Upgrade (Various)                         | 348                               | 258  | 20                                   | 70                           |
| New Intranet Software - Upgrade (Various)  | 120                               | ..   | 30                                   | 90                           |
| Sewer Pump Station Improvements - Construction (Various)   | 3 762                             | 69   | 510                                  | 3 183                        |
| Software Upgrade SQL - Upgrade (Various)   | 277                               | 47   | 30                                   | 200                          |
| Stage 1 - Detailed Engineering Study on Regional Outfall Sewer - Redevelopment Water Factory (Various) | 77 231                            | 731  | 4 250                                | 72 250                       |
| Warragul, Drouin and Rokeby Raw Water Supply - Augmentation (Various)                                  | 4 785                             | 110  | ..                                   | 4 675                        |
| Warragul Waste Water Treatment Plant - Inlet Screen Upgrade (Warragul)                                 | 376                               | 16   | 90                                   | 270                          |
| Warragul Waste Water Treatment Plant - New Inlet Main and Pump Station Upgrade (Warragul)              | 1 393                             | 1 348  | 45                                   | ..                           |
| Warragul Waste Water Treatment Plant Pump Station No. 2 - Rising Main Upgrade (Warragul)               | 2 558                             | 73   | ..                                   | 2 485                        |
| Locksport Sewer and Water - Construction (Locksport)   | 39 000                            | ..   | ..                                   | 39 000                       |
| <b>Central Highlands Region Water Authority</b>  |                                   |  |                                      |                              |
| Water Supply Reservoirs - Improvement (Ballarat)   | 3 368                             | 966  | 230                                  | 2 172                        |

| (\$ thousand)   |   |  |  |                                  |
|---|---|--|--|----------------------------------|
| <i>Project Description</i>  | <i>Total<br/>Estimated<br/>Investment</i> | <i>Expenditure to<br/>30.6.2004 <sup>(a)</sup></i> | <i>Estimated<br/>Expenditure<br/>2004-05</i> | <i>Remaining<br/>Expenditure</i> |
| Environmental Management System - Implementation (Ballarat)         | 1 254                                     | 944  | 170  | 140                              |
| Plant and Equipment - Purchase (Ballarat)                           | 9 688                                     | 4 588  | 1 700  | 3 400                            |
| Information Technology Infrastructure - Renewal (Ballarat)          | 2 936                                     | 702  | 930  | 1 304                            |
| Water Reticulation - Replacement (Ballarat)                         | 11 079                                    | 2 629  | 1 000  | 7 450                            |
| Sewerage Collection System - Upgrade (Ballarat)                     | 8 508                                     | 1 123  | 1 760  | 5 625                            |
| Finance Systems - Upgrade (Ballarat)                                | 119                                       | 94   | 25   | ..                               |
| Information Management - Implementation (Ballarat)                  | 405                                       | 150  | 35   | 220                              |
| Offices - Upgrade (Ballarat)  | 349                                       | 74   | 75   | 200                              |
| Asset Management Systems - Implementation (Ballarat)                | 2 339                                     | 561  | 700  | 1 078                            |
| Sewerage Scheme - Construction (Carisbrook)                         | 1 775                                     | 1 755  | 20   | ..                               |
| Sewerage Treatment Plant - Reclaimed Water - Disposal (Maryborough) | 4 435                                     | 635  | 1 800  | 2 000                            |
| Sewerage System - Construction (Skipton)                            | 4 529                                     | 4 379  | 150  | ..                               |
| Sewers - Rehabilitation (Various)                                   | 1 248                                     | 324  | 60   | 864                              |
| Water Meters - Purchase (Various)                                   | 611                                       | 219  | 113  | 279                              |
| Water Meters - Replacement (Various)                                | 1 798                                     | 378  | 340  | 1 080                            |
| Sewage Pump Stations - Upgrade (Various)                            | 815                                       | 287  | 51   | 477                              |
| Water Treatment Plant - Replacement (Various)                       | 2 185                                     | 318  | 200  | 1 667                            |
| Plant and Equipment - Minor - Purchase (Various)                    | 769                                       | 194  | 125  | 450                              |
| Water Treatment Plant - Minor Works - Replacement (Various)         | 1 176                                     | 190  | 320  | 666                              |
| Water Supply Tanks - Control Valves - Renew (Various)               | 2 474                                     | 333  | 473  | 1 668                            |
| <b>Coliban Regional Water Authority</b>                             |   |  |  |                                  |
| Software - Upgrade (Bendigo)  | 5 090                                     | 406  | 436  | 4 248                            |
| Software - Construction (Bendigo)                                   | 1 303                                     | 264  | 50   | 989                              |
| Software - Replacement (Bendigo)                                    | 13 694                                    | 369  | 909  | 12 416                           |
| Office Equipment - Replacement (Bendigo)                            | 2 612                                     | 326  | 34   | 2 252                            |
| Public Sector Asset Investment Program 2004-05                      |   | Regional Urban Water                               |  | 99                               |

| (\$ thousand)  |  |  |                                      |                              |
|--|--|--|--------------------------------------|------------------------------|
| <i>Project Description</i>                                 | <i>Total Estimated Investment</i>              | <i>Expenditure to 30.6.2004 <sup>(a)</sup></i> | <i>Estimated Expenditure 2004-05</i> | <i>Remaining Expenditure</i> |
| Sewage Pumping - Replacement (Bendigo)                     | 1 723  | 80   | 51                                   | 1 592                        |
| Sewer Main - Replacement (Bendigo)                         | 1 998  | 110  | 81                                   | 1 807                        |
| Sewerage Treatment Plant - Upgrade (Bendigo)               | 13 851   | 5 535  | ..                                   | 8 316                        |
| Sewerage Treatment Plant - Replacement (Bendigo)           | 2 167  | 964  | 195                                  | 1 008                        |
| Water Main - Construction (Bendigo)                        | 2 365  | 1 963  | 23                                   | 380                          |
| Water Main - Replacement (Bendigo)                         | 7 684  | 3 606  | 593                                  | 3 485                        |
| Water Pump Station - Replacement (Bendigo)                 | 354  | 125  | 46                                   | 183                          |
| Water Reservoir - Upgrade (Bendigo)                        | 2 957  | 2 735  | ..                                   | 222                          |
| Water Reservoir - Upgrade (Bendigo)                        | 4 832  | 4 631  | 7                                    | 194                          |
| Water Treatment - Upgrade (Elmore)                         | 240  | 130  | ..                                   | 110                          |
| Water Reservoir - Upgrade (Heathcote)                      | 3 093  | 1 575  | 564                                  | 954                          |
| Sewerage Treatment Plant - Construction (Kyneton)          | 14 145   | 9 896  | 4 092                                | 157                          |
| Water Distribution - Replacement (Malmsbury)               | 4 251  | 1 238  | 460                                  | 2 553                        |
| Water Reservoir - Construction (Malmsbury)                 | 206  | 42   | 5                                    | 159                          |
| Water Reservoir - Replacement (Malmsbury)                  | 30 101   | 352  | 215                                  | 29 534                       |
| Water Reservoir - Upgrade (Trentham)                       | 3 106  | 1 352  | 1 754                                | ..                           |
| Wastewater Pumping - Replacement (Various)                 | 1 451  | 137  | 41                                   | 1 273                        |
| Sewerage Treatment - Replacement (Various)                 | 42 189   | 36   | 31                                   | 42 122                       |
| Water Distribution - Construction (Various)                | 199  | 15   | 10                                   | 174                          |
| Water Treatment - Construction (Various)                   | 1 059  | 731  | 10                                   | 318                          |
| Water Main - Construction (Echuca)                         | 7 569  | 286  | ..                                   | 7 282                        |
| <b>East Gippsland Region Water Authority</b>               |  |  |                                      |                              |
| Calvert Street Site - Development (Bairnsdale)             | 354  | 4  | ..                                   | 350                          |
| Depot Building - Development (Bairnsdale)                  | 265  | 225  | 10                                   | 30                           |
| Regional Water Treatment Plant - Construction (Bairnsdale) | 26 100   | 147  | 400                                  | 25 553                       |
| Water Mains - Replacement (Bairnsdale)                     | 355  | 45   | ..                                   | 310                          |
| 100 Regional Urban Water                                   | Public Sector Asset Investment Program 2004-05 |  |                                      |                              |



(\$ thousand)

| <i>Project Description</i>   | <i>Total Estimated Investment</i> | <i>Expenditure to 30.6.2004 <sup>(a)</sup></i> | <i>Estimated Expenditure 2004-05</i> | <i>Remaining Expenditure</i> |
|--|-----------------------------------|--|--------------------------------------|------------------------------|
| Head Office Extensions - Upgrade (Bairnsdale)                                    | 1 108                             | 408  | 700                                  | ..                           |
| Booster Pump Murphy Street - Construction (Bairnsdale)                           | 420                               | 120  | 30                                   | 270                          |
| Pump - Balfours Road (Bairnsdale)  | 371                               | 21   | 40                                   | 310                          |
| Bemm River Treatment Plant - Development (Bemm River)                            | 600                               | 2  | 40                                   | 558                          |
| Buchan Water Treatment Plant - Development (Buchan)                              | 550                               | 2  | 40                                   | 508                          |
| Sewerage Scheme - Construction (Cann River)                                      | 2 700                             | 370  | 2 020                                | 310                          |
| Cann River Treatment Plant - Development (Cann River)                            | 900                               | 2  | 40                                   | 858                          |
| Cover over Cann River basin (Cann River)   | 100                               | 4  | ..                                   | 96                           |
| Irrigation Pumps Power Supply - Development (Dinner Plain)                       | 100                               | ..   | ..                                   | 100                          |
| Upgrade Existing Irrigation System - Upgrade (Dinner Plain)                      | 100                               | ..   | ..                                   | 100                          |
| Pond No. 4 - Development (Dinner Plain)  | 400                               | ..   | ..                                   | 400                          |
| Additional Irrigation Area - Purchase (Dinner Plain)                             | 101                               | 40   | ..                                   | 61                           |
| Water Supply - High Level Pump System - Augmentation (Eagle Point)               | 557                               | 526  | ..                                   | 31                           |
| New VSD Pump Station including Disinfection Plant - Development (Lakes Entrance) | 405                               | 80   | 40                                   | 285                          |
| 13ML Storage Basin - Development (Lindenow)                                      | 100                               | ..   | ..                                   | 100                          |
| Upgrade Main in Ross Lane - Upgrade (Lindenow)                                   | 145                               | 95   | ..                                   | 50                           |
| Reynolds Rd Wastewater Irrigation Farm - Argumentation (Metung)                  | 100                               | ..   | ..                                   | 100                          |
| Tambo Bluff Sewerage Scheme - Development (Metung)                               | 1 960                             | 79   | 881                                  | 1 000                        |
| Water Supply - High Level - Augmentation (Metung)                                | 474                               | 74   | 300                                  | 100                          |
| Nowa Nowa Water Treatment Plant - Development (Nowa Nowa)                        | 750                               | 2  | 40                                   | 708                          |
| Irrigation System - Upgrade (Orbost)   | 180                               | 105  | ..                                   | 75                           |
| Sewer Infiltration - Remediation (Paynesville)                                   | 848                               | 648  | ..                                   | 200                          |
| Public Sector Asset Investment Program 2004-05                                   |                                   | Regional Urban Water                           |                                      | 101                          |

| (\$ thousand)   |  |  |                                      |                              |
|---|--|--|--------------------------------------|------------------------------|
| <i>Project Description</i>  | <i>Total Estimated Investment</i>              | <i>Expenditure to 30.6.2004 <sup>(a)</sup></i> | <i>Estimated Expenditure 2004-05</i> | <i>Remaining Expenditure</i> |
| Water Supply Basin - Cover and Fence - Construction (Swifts Creek)      | 100  | 4  | ..                                   | 96                           |
| Water Treatment Plant - Development (Swifts Creek)                      | 650  | 2  | 40                                   | 608                          |
| Tambo Bluff Water Reticulation System - Development (Tambo Bluff)       | 560  | 35   | 263                                  | 262                          |
| Line Gravity Sewers - Refurbishment (Various)                           | 232  | 108  | 100                                  | 24                           |
| SCADA implementation - Development (Various)                            | 2 000  | ..   | 90                                   | 1 910                        |
| SCADA Implementation - Purchase (Various)                               | 1 000  | ..   | ..                                   | 1 000                        |
| Woodglen Drought Storage Stage 2 - Construction (Woodglen)              | 3 600  | ..   | ..                                   | 3 600                        |
| <b>Gleneilg Region Water Authority</b>                                  |  |  |                                      |                              |
| Clear Water Storage - Construction (Casterton)                          | 713  | 13   | ..                                   | 700                          |
| Tullich Water Supply Bore - Western Zone - Construction (Casterton)     | 1 205  | 490  | ..                                   | 715                          |
| Water Mains - Replacement (Casterton)                                   | 544  | 124  | 50                                   | 370                          |
| Water Transfer System - Construction (Casterton)                        | 600  | 450  | ..                                   | 150                          |
| Water Transfer System - Western Zone - Construction (Casterton)         | 229  | 4  | ..                                   | 225                          |
| Water Treatment Plant - Western Zone - Construction (Casterton)         | 2 569  | 144  | 1 000                                | 1 425                        |
| Transfer System - Construction (Coleraine)                              | 3 155  | 5  | ..                                   | 3 150                        |
| Water Mains - Replacement (Coleraine)                                   | 409  | 129  | 50                                   | 230                          |
| Sewerage Scheme - Construction (Dunkeld)                                | 3 572  | 3 472  | 100                                  | ..                           |
| Sewerage Treatment Plant - Tertiary Treatment - Construction (Hamilton) | 1 540  | 190  | 1 350                                | ..                           |
| Water Mains - Replacement (Hamilton)                                    | 1 263  | 183  | 90                                   | 990                          |
| Water Treatment Stage 2 - Construction (Macarthur)                      | 327  | 2  | 325                                  | ..                           |
| Vehicles - Purchase (Various)   | 3 873  | 712  | 327                                  | 2 834                        |
| <b>Goulburn Valley Region Water Authority</b>                           |  |  |                                      |                              |
| Water Treatment Plant - Improvement (Alexandra)                         | 2 200  | 90   | 100                                  | 2 010                        |
| 102 Regional Urban Water  | Public Sector Asset Investment Program 2004-05 |  |                                      |                              |

| (\$ thousand)   |                                   |  |                                      |                              |
|---|-----------------------------------|--|--------------------------------------|------------------------------|
| <i>Project Description</i>  | <i>Total Estimated Investment</i> | <i>Expenditure to 30.6.2004 <sup>(a)</sup></i> | <i>Estimated Expenditure 2004-05</i> | <i>Remaining Expenditure</i> |
| Basin Offtake Works - Replacement (Alexandra)   | 100                               | ..   | ..                                   | 100                          |
| Waste Management Facility Septage Receival Facilities - Replacement (Alexandra and Mansfield) | 470                               | 30   | 440                                  | ..                           |
| Sewerage Scheme - Construction (Avenel)   | 3 280                             | 3 160  | ..                                   | 120                          |
| Distribution Main to Mount Piper Estate - Construction (Broadford)                            | 300                               | ..   | ..                                   | 300                          |
| Govett and Hamilton Streets Water Main - Replacement (Broadford)                              | 420                               | ..   | ..                                   | 420                          |
| Reservoir No.3 - Upgrade (Broadford)  | 420                               | ..   | 45                                   | 375                          |
| Strathmerton Water Pipeline - Construction (Cobram)   | 3 450                             | 2 200  | 1 250                                | ..                           |
| Waste Management Facility - Upgrade/Improvement (Cobram)                                      | 1 840                             | 1 630  | 210                                  | ..                           |
| Water Treatment Plant Augmentation Stage 1 - Augmentation (Cobram)                            | 4 870                             | 950  | 2 570                                | 1 350                        |
| Water Treatment Plant Clear Water Storage - Augmentation (Cobram)                             | 1 580                             | 1 080  | 500                                  | ..                           |
| Water Treatment Plant Raw Water Pump Station and Pipeline - Augmentation (Cobram)             | 235                               | 50   | 100                                  | 85                           |
| Water Treatment Plant Augmentation Stage 2 - Augmentation (Cobram)                            | 2 290                             | ..   | ..                                   | 2 290                        |
| Rising Main Replacement - Replacement (Eildon)  | 210                               | ..   | ..                                   | 210                          |
| Anderson Street Water Main - Replacement (Euroa)  | 580                               | ..   | ..                                   | 580                          |
| Water Treatment Plant - Upgrade (Katamatite)  | 175                               | ..   | 20                                   | 155                          |
| Raw Water Basin - Improvement (Katandra)  | 165                               | ..   | 105                                  | 60                           |
| Sunday Creek Reservoir - Upgrade (Kilmore)  | 4 800                             | ..   | 100                                  | 4 700                        |
| Hollowback to Kilmore Water Treatment Plant Pipeline Augmentation - Growth (Kilmore)          | 1 040                             | 690  | ..                                   | 350                          |
| Sunday Creek to Hollowback Pump Station - Growth (Kilmore)                                    | 1 060                             | 530  | 530                                  | ..                           |
| Waste Management Facility Stage 1 Irrigation - Improvement (Kilmore)                          | 720                               | 690  | 30                                   | ..                           |
| Public Sector Asset Investment Program 2004-05  |                                   | Regional Urban Water                           |                                      | 103                          |

| <i>Project Description</i>   | <i>(\$ thousand)</i>              |  |                                      |                              |
|--|-----------------------------------|--|--------------------------------------|------------------------------|
|  | <i>Total Estimated Investment</i> | <i>Expenditure to 30.6.2004 <sup>(a)</sup></i> | <i>Estimated Expenditure 2004-05</i> | <i>Remaining Expenditure</i> |
| Waste Management Facility Winter Storage, Land Purchase and Associated Works - Improvement (Kilmore) | 3 970                             | 3 890  | 80                                   | ..                           |
| Waste Management Facility Augmentation - Augmentation (Kilmore)                                      | 455                               | ..   | 455                                  | ..                           |
| Waste Management Facility Stage 2 Irrigation - Improvement (Kilmore)                                 | 375                               | ..   | ..                                   | 375                          |
| Kilmore - WTP Stage 1 (Kilmore)  | 1 950                             | 1 900  | 50                                   | ..                           |
| Raw Water Storage Augmentation - Improvement (Kyabram)   | 440                               | 100  | 340                                  | ..                           |
| WMF Augmentation Stage 2 - Augmentation (Kyabram)  | 1 500                             | 50   | 600                                  | 850                          |
| Waste Management Facility and Discharge - Improvement (Mansfield)                                    | 1 865                             | 1 515  | 350                                  | ..                           |
| Ritchies Reservoir Pump - Upgrade (Mansfield)  | 100                               | ..   | 100                                  | ..                           |
| Distribution Works Main Supply - Replacement (Marysville)  | 555                               | 40   | ..                                   | 515                          |
| Waste Management Facility Augmentation - Augmentation (Marysville)                                   | 1 595                             | 60   | 400                                  | 1 135                        |
| Waste Management Facility Chemical Dosing - Improvement (Mooroopna)                                  | 395                               | ..   | 395                                  | ..                           |
| Waste Management Facility - Improvement (Nathalia)   | 1 870                             | 935  | 895                                  | 40                           |
| Water Treatment Plant - Upgrade (Nathalia)   | 545                               | 435  | 110                                  | ..                           |
| High Lift Pumps - Replacement (Numurkah)   | 250                               | ..   | ..                                   | 250                          |
| Water Treatment Plant Sedimentation Tank - Upgrade (Numurkah)  | 130                               | ..   | 130                                  | ..                           |
| Sewerage Scheme - Construction (Rushworth)   | 5 030                             | 4 800  | ..                                   | 230                          |
| Clear Water Storage Roof - Improvement (Seymour)   | 310                               | 260  | 50                                   | ..                           |
| Water Reticulation - Upgrade (Seymour)   | 490                               | ..   | ..                                   | 490                          |
| Water Treatment Plant Switchboard - Replacement (Seymour)  | 145                               | ..   | ..                                   | 145                          |
| New High Level System - Replacement (Seymour/Tallarook)  | 140                               | ..   | ..                                   | 140                          |
| 104 Regional Urban Water   |                                   | Public Sector Asset Investment Program 2004-05 |                                      |                              |

| (\$ thousand)   |                                   |  |                                      |                              |
|---|-----------------------------------|--|--------------------------------------|------------------------------|
| <i>Project Description</i>  | <i>Total Estimated Investment</i> | <i>Expenditure to 30.6.2004 <sup>(a)</sup></i> | <i>Estimated Expenditure 2004-05</i> | <i>Remaining Expenditure</i> |
| Sewage Pump Station - Upgrade (Shepparton)  | 540                               | 45   | 495                                  | ..                           |
| Biosolids Management Facility - Improvement (Shepparton)                                    | 2 630                             | 50   | 300                                  | 2 280                        |
| Boulevard Main - Construction (Shepparton)  | 870                               | 720  | ..                                   | 150                          |
| Kialla Lakes Treated Water Storage, Pumps and Associated Works - Growth (Shepparton)        | 2 840                             | 495  | 2 345                                | ..                           |
| Maculata Drive Treated Water Storage, Pumps and Associated Works - Growth (Shepparton)      | 2 840                             | 150  | ..                                   | 2 690                        |
| McGill Street Pump Station - Upgrade (Shepparton)   | 1 750                             | 35   | 405                                  | 1 310                        |
| Outfall Rising Main to Daldy Rd - Replacement (Shepparton)                                  | 4 400                             | 105  | ..                                   | 4 295                        |
| Waste Management Facility High Rate Anerobic Lagoon and Aeration - Improvement (Shepparton) | 17 250                            | 16 350   | 200                                  | 700                          |
| Byham Park Pump Station Stage 2 - Improvement (Shepparton)                                  | 170                               | ..   | ..                                   | 170                          |
| Citect Control of Water Treatment Plant - Improvement (Shepparton)                          | 135                               | ..   | ..                                   | 135                          |
| Gravity Sewer Wanganui Rd - Replacement (Shepparton)  | 1 185                             | ..   | ..                                   | 1 185                        |
| Office Accommodation - Construction (Shepparton)  | 700                               | 200  | 500                                  | ..                           |
| Maculata Drive Tower - Replacement (Shepparton)   | 475                               | ..   | ..                                   | 475                          |
| Mason Street No. 1 Pump Station - Upgrade (Shepparton)                                      | 140                               | ..   | ..                                   | 140                          |
| Numurkah Rd and Wanganui Rd Trunk Mains - Improvement (Shepparton)                          | 910                               | ..   | ..                                   | 910                          |
| Water Treatment Plant Capacity - Upgrade (Shepparton)                                       | 12 750                            | ..   | ..                                   | 12 750                       |
| Water Supply Distribution (Kingfisher Drive) - Growth (Shepparton)                          | 300                               | 90   | ..                                   | 210                          |
| Welsford St Water Treatment Plant Electrics - Upgrade (Shepparton)                          | 365                               | 135  | 50                                   | 180                          |
| Waste Management Facility Lagoon Beaching - Improvement (Shepparton)                        | 550                               | 270  | 280                                  | ..                           |
| Public Sector Asset Investment Program 2004-05  |                                   | Regional Urban Water                           |                                      | 105                          |

| (\$ thousand)   |  |  |                                      |                              |
|---|--|--|--------------------------------------|------------------------------|
| <i>Project Description</i>  | <i>Total Estimated Investment</i>              | <i>Expenditure to 30.6.2004 <sup>(a)</sup></i> | <i>Estimated Expenditure 2004-05</i> | <i>Remaining Expenditure</i> |
| Sewerage Scheme - Construction (Stanhope)                           | 3 120  | 2 970  | ..                                   | 150                          |
| Water Pump Station - Upgrade (Stanhope)                             | 600  | 500  | 100                                  | ..                           |
| Raw Water Storage - Growth (Tatura)                                 | 1 825  | 385  | 1 440                                | ..                           |
| Backwash Recovery System - Improvement (Tongala)                    | 270  | 25   | 245                                  | ..                           |
| Waste Management Facility Augmentation - Improvement (Tongala)      | 1 610  | 100  | 360                                  | 1 150                        |
| Treated Water Storage - Improvement (Tongala)                       | 435  | ..   | 105                                  | 330                          |
| Water Treatment Plant - Construction (Upper Delatite)               | 1 300  | 50   | ..                                   | 1 250                        |
| Installation of Bulk Supply Flow Metering - Improvement (Various)   | 280  | 150  | 130                                  | ..                           |
| Water Meters - Replacement (Various)                                | 2 282  | 282  | 200                                  | 1 800                        |
| Asset Acquisitions - Replacement (Various)                          | 28 303   | 3 161  | 2 642                                | 22 500                       |
| Contingency Item - Sewer - Contingency (Various)                    | 3 400  | 400  | 300                                  | 2 700                        |
| Contingency Item - Water - Contingency (Various)                    | 2 300  | 300  | 200                                  | 1 800                        |
| Hydraulic Modelling - Major Systems - Growth (Various)              | 775  | 590  | 185                                  | ..                           |
| Landowner Reticulation Works - Sewer - Growth (Various)             | 26 500   | 4 000  | 2 250                                | 20 250                       |
| Landowner Reticulation Works - Water - Growth (Various)             | 17 421   | 2 921  | 1 450                                | 13 050                       |
| Sewers - Relining/Replacement (Various)                             | 6 036  | 716  | 500                                  | 4 820                        |
| Southern Region - SCADA - Improvement (Various)                     | 2 100  | 2 000  | 100                                  | ..                           |
| Water Mains Replacement - Replacement (Various)                     | 6 320  | 1 000  | 500                                  | 4 820                        |
| Waste Management facility Irrigation Meters - Improvement (Various) | 130  | ..   | 130                                  | ..                           |
| Emergency Switchboard and Pump - Improvement (Various)              | 105  | ..   | 105                                  | ..                           |
| Standby Generators - Improvement (Various)                          | 290  | ..   | ..                                   | 290                          |
| Water Meters Stock Increase - Replacement (Various)                 | 1 430  | 130  | 130                                  | 1 170                        |
| 106 Regional Urban Water  | Public Sector Asset Investment Program 2004-05 |  |                                      |                              |

| (\$ thousand)   |                                   |  |                                      |                              |
|---|-----------------------------------|--|--------------------------------------|------------------------------|
| <i>Project Description</i>  | <i>Total Estimated Investment</i> | <i>Expenditure to 30.6.2004 <sup>(a)</sup></i> | <i>Estimated Expenditure 2004-05</i> | <i>Remaining Expenditure</i> |
| Water Tower Ladder - Replacement (Various)  | 175                               | 100  | 75                                   | ..                           |
| Water Treatment Plant SCADA Crash Stops - Improvement (Various)   | 215                               | ..   | 215                                  | ..                           |
| Sewerage Scheme - Construction (Violet Town)  | 3 350                             | 3 100  | ..                                   | 250                          |
| Stage 1 Winter Storage, Land Purchase and Irrigation - Improvement (Wallan)                                   | 4 785                             | 300  | 4 485                                | ..                           |
| Transfer Pumps and Pipeline - Improvement (Wallan)  | 995                               | 20   | 975                                  | ..                           |
| Stage 2 High Level System - Improvement (Wallan)  | 300                               | ..   | ..                                   | 300                          |
| Stage 2 Irrigation - Improvement (Wallan)   | 630                               | ..   | ..                                   | 630                          |
| Stage 2 Winter Storage - Improvement (Wallan)   | 640                               | ..   | ..                                   | 640                          |
| Waste Management Facility Treatment - Upgrade (Wallan)  | 235                               | 140  | ..                                   | 95                           |
| SAIF-T Replacement Program - Replacement (Wandong)  | 2 750                             | 700  | 1 000                                | 1 050                        |
| <b>North East Region Water Authority</b>  |                                   |  |                                      |                              |
| Water Treatment Plant and Clearwater Storage - Upgrade (Beechworth)   | 2 505                             | 541  | 1 964                                | ..                           |
| Sewerage Treatment Plant - Winter Storage and Associated Works - Construction and Reuse Development (Benalla) | 4 256                             | 286  | 117                                  | 3 853                        |
| Sewerage Scheme - Construction (Porepunkah)   | 2 655                             | 118  | 2 537                                | ..                           |
| Minor Assets and Plant - Improvement (Various)  | 608                               | 208  | 50                                   | 350                          |
| Water Quality - Improvement (Various)   | 1 121                             | 351  | 170                                  | 600                          |
| Water Distribution - Improvement (Various)  | 1 099                             | 399  | 100                                  | 600                          |
| Water Mains - Replacement (Various)   | 9 019                             | 1 427  | 1 137                                | 6 455                        |
| Vehicles - Replacement (Various)  | 5 155                             | 1 015  | 540                                  | 3 600                        |
| Emergency Management System and OH&S - Implementation (Various)   | 486                               | 296  | 90                                   | 100                          |
| Instrumentation and Control Equipment - Upgrade (Various)   | 1 195                             | 295  | 100                                  | 800                          |
| Technology - Development (Various)  | 1 212                             | 312  | 100                                  | 800                          |
| Sewer - Rehabilitation (Various)  | 13 027                            | 1 987  | 1 190                                | 9 850                        |
| Public Sector Asset Investment Program 2004-05  |                                   | Regional Urban Water                           |                                      | 107                          |

| <i>Project Description</i>  | <i>(\$ thousand)</i>                           |  |                                      |                              |
|---|--|--|--------------------------------------|------------------------------|
|   | <i>Total Estimated Investment</i>              | <i>Expenditure to 30.6.2004 <sup>(a)</sup></i> | <i>Estimated Expenditure 2004-05</i> | <i>Remaining Expenditure</i> |
| Sewerage Infrastructure - Replacement (Various)   | 4 897  | 877  | 450                                  | 3 570                        |
| Sewer Spills - Containment (Various)  | 1 053  | 253  | 100                                  | 700                          |
| Water Supply Infrastructure - Replacement (Various)                                     | 4 729  | 769  | 400                                  | 3 560                        |
| Sewer Pump Station - Pumps - Conversion (Various)                                       | 699  | 249  | 150                                  | 300                          |
| Reuse - Development (Various)   | 413  | 337  | 76                                   | ..                           |
| Knowledge Management System - Development (Various)                                     | 172  | 82   | 90                                   | ..                           |
| Transfer Water Treatment Sludge to Sewerage Treatment Plant - Construction (Wangaratta) | 915  | 99   | 816                                  | ..                           |
| Computer and Office Equipment - Purchase (Wodonga)                                      | 547  | 277  | 30                                   | 240                          |
| Sewerage Treatment Plant (West Wodonga) - Upgrade (Wodonga)                             | 16 632   | 16 299   | 333                                  | ..                           |
| <b>Portland Coast Region Water Authority</b>  |  |  |                                      |                              |
| Water Supply - Construction (Dartmoor)  | 1 402  | 639  | 230                                  | 533                          |
| Water Supply Bores (Beavis St New Bore) - Improvement (Heywood)                         | 541  | 509  | 32                                   | ..                           |
| Sewerage Treatment Plant - Stage 3 Design, Construction (Port Fairy)                    | 7 000  | 483  | 1 600                                | 4 917                        |
| Office Furniture and Equipment - Improvement (Portland)                                 | 345  | 225  | 40                                   | 80                           |
| Water Mains - Replacement (Various)   | 394  | 319  | 25                                   | 50                           |
| Water Meters - Replacement (Various)  | 135  | 75   | 20                                   | 40                           |
| <b>South Gippsland Region Water Authority</b>   |  |  |                                      |                              |
| Computers - Upgrade (Foster)  | 850  | 289  | 66                                   | 495                          |
| Office Equipment - Upgrade (Foster)   | 317  | 117  | 20                                   | 180                          |
| Water Filtration Plant - Upgrade (Foster)   | 186  | 63   | 123                                  | ..                           |
| Trade Waste Treatment Plant - Construction (Koonwarra)                                  | 4 570  | 330  | 800                                  | 3 440                        |
| Water Filtration Plant - Upgrade (Korumburra)   | 167  | 37   | ..                                   | 130                          |
| Sewerage Treatment Plant - Upgrade (Korumburra)   | 3 927  | 215  | 1 800                                | 1 912                        |
| Sewerage Treatment Plant - Upgrade (Leongatha)  | 5 028  | 152  | 1 800                                | 3 076                        |
| Water Filtration Plant - Upgrade (Leongatha)  | 226  | 96   | ..                                   | 130                          |
| 108 Regional Urban Water  | Public Sector Asset Investment Program 2004-05 |  |                                      |                              |



| (\$ thousand)   |   |  |  |                                  |
|---|---|--|--|----------------------------------|
| <i>Project Description</i>  | <i>Total<br/>Estimated<br/>Investment</i> | <i>Expenditure to<br/>30.6.2004 <sup>(a)</sup></i> | <i>Estimated<br/>Expenditure<br/>2004-05</i> | <i>Remaining<br/>Expenditure</i> |
| Sewage Rising Main and Pump Station - Construction (Leongatha)        | 831                                       | 823  | 8  | ..                               |
| Water Treatment Plant - Solids Disposal - Construction (Leongatha)    | 278                                       | 143  | 135  | ..                               |
| Water Treatment Plant - Sludge Facilities - Construction (Toora)      | 196                                       | 176  | 20   | ..                               |
| Water Pump Station - Switchboards - Refurbishment (Various)           | 708                                       | 58   | 100  | 550                              |
| Sewer Pump Station - Switchboards - Refurbishment (Various)           | 547                                       | 47   | 100  | 400                              |
| Telemetry - Development (Various)                                     | 2 147                                     | 229  | 250  | 1 668                            |
| Audit Operations - Improvement (Various)                              | 1 728                                     | 428  | 250  | 1 050                            |
| Water Mains - Rehabilitation (Various)                                | 4 242                                     | 392  | 400  | 3 450                            |
| Water Meters - Replacement (Various)                                  | 1 875                                     | 334  | 164  | 1 377                            |
| Asset Management (Water and Sewer) - Implementation (Various)         | 1 486                                     | 1 106  | 380  | ..                               |
| Plant and Equipment - Replacement (Various)                           | 816                                       | 316  | 50   | 450                              |
| Vehicles - Replacement (Various)                                      | 9 293                                     | 1 793  | 750  | 6 750                            |
| Sewerage Systems and Sewerage Treatment Plants - Upgrades (Various)   | 609                                       | ..   | 105  | 504                              |
| Dams Risk Reduction Works - Upgrades (Various)                        | 11 586                                    | 986  | 1 000  | 9 600                            |
| Sewer Outfall Structure - Upgrade (Venus Bay)                         | 5 852                                     | 361  | 2 000  | 3 491                            |
| Sewerage Scheme - Construction (Waratah Bay)                          | 3 059                                     | 1 615  | 1 444  | ..                               |
| <b>South West Water Authority</b>                                     |   |  |  |                                  |
| Water Mains - Replacement (Allansford)                                | 882                                       | 755  | 37   | 90                               |
| Water Supply System - Upgrade (Allansford)                            | 1 471                                     | 1 463  | 8  | ..                               |
| Depot - Refurbishment (Camperdown)                                    | 466                                       | 51   | 415  | ..                               |
| Water Meters - Replacement (Camperdown)                               | 126                                       | 3  | 12   | 111                              |
| Sewerage Treatment Plant - Upgrade (Camperdown)                       | 1 100                                     | 1 083  | 17   | ..                               |
| Water Treatment Plant Acidity/Alkalinity - Investigation (Camperdown) | 200                                       | ..   | 40   | 160                              |
| Water Main - Replacement (Cobden)                                     | 976                                       | 39   | 82   | 855                              |
| Public Sector Asset Investment Program 2004-05                        |   | Regional Urban Water                               |  | 109                              |

(\$ thousand)

| <i>Project Description</i>  | <i>Total Estimated Investment</i> | <i>Expenditure to 30.6.2004 <sup>(a)</sup></i> | <i>Estimated Expenditure 2004-05</i> | <i>Remaining Expenditure</i>                   |
|---|-----------------------------------|--|--------------------------------------|--|
| Water Pumps - Refurbishment (Gellibrand River)                                    | 200                               | ..   | ..                                   | 200  |
| Sewerage Treatment Plant Process/Irrigation - Upgrade (Mortlake)                  | 2 469                             | 2 452  | 17                                   | ..   |
| Water Supply Tank - Repaint (Noorat)  | 111                               | 6  | 105                                  | ..   |
| Sewer Reticulation - Construction (Peterborough)                                  | 3 624                             | 111  | 78                                   | 3 435  |
| Water Pipeline to Timboon - Upgrade (Port Campbell)                               | 602                               | ..   | ..                                   | 602  |
| Sewer Treatment Plant - Improvement (Port Campbell)                               | 2 905                             | 29   | 912                                  | 1 964  |
| Water Treatment Plant Stage 1 - Upgrade (Port Campbell)                           | 3 043                             | 2 195  | 38                                   | 810  |
| Water Treatment Plant - Construction (Simpson)                                    | 1 780                             | 68   | 1 409                                | 303  |
| Sewerage Treatment Plant Effluent Storage and Irrigation - Construction (Simpson) | 778                               | 98   | 20                                   | 660  |
| Depot - Relocation (Terang)   | 197                               | 2  | 195                                  | ..   |
| Asset and Risk Management - Development (Various)                                 | 229                               | 107  | 72                                   | 50   |
| Telemetry Master Plan - Installation (Various)                                    | 1 956                             | 607  | 996                                  | 353  |
| Information Technology Systems - Improvement (Various)                            | 3 033                             | 768  | 672                                  | 1 593  |
| Major Plant - Replacement (Various)   | 3 320                             | 267  | 311                                  | 2 742  |
| Telemetry Installation - Improvement (Various)                                    | 3 973                             | 1 468  | 786                                  | 1 719  |
| Water Reticulation - Extension (Warrnambool)                                      | 1 863                             | 40   | 111                                  | 1 712  |
| Office and Land - Purchase (Warrnambool)  | 1 843                             | 94   | 700                                  | 1 049  |
| Tank Hill Water Reservoir Embankment - Upgrade (Warrnambool)                      | 490                               | 489  | 1                                    | ..   |
| Sewerage Treatment Plant Inflow Screens - Installation (Warrnambool)              | 764                               | 743  | 21                                   | ..   |
| Golf Course Sewage Effluent Reuse - Irrigation (Warrnambool)                      | 663                               | 198  | 465                                  | ..   |
| Sewer Reticulation - Rehabilitation (Warrnambool)                                 | 150                               | 20   | ..                                   | 130  |
| 110 Regional Urban Water  |                                   |  |                                      | Public Sector Asset Investment Program 2004-05 |

| (\$ thousand)  |                                   |  |                                      |                              |
|--|-----------------------------------|--|--------------------------------------|------------------------------|
| <i>Project Description</i>   | <i>Total Estimated Investment</i> | <i>Expenditure to 30.6.2004 <sup>(a)</sup></i> | <i>Estimated Expenditure 2004-05</i> | <i>Remaining Expenditure</i> |
| Sewerage Treatment Plant Blower - Refurbishment (Warrnambool)        | 792                               | 37   | 25                                   | 730                          |
| Water Treatment Plant Minor Components - Replacement (Warrnambool)   | 220                               | 20   | 20                                   | 180                          |
| Water Meters - Replacement (Warrnambool)                             | 812                               | 29   | 175                                  | 608                          |
| Sewerage Treatment Plant Diffuser - Replacement (Warrnambool)        | 1 037                             | 37   | ..                                   | 1 000                        |
| Sewerage Treatment Plant Biosolids - Disposal (Warrnambool)          | 5 319                             | 2 795  | 474                                  | 2 050                        |
| Sewerage Treatment Plant Blower Controls - Improvement (Warrnambool) | 283                               | 40   | 240                                  | 3                            |
| Sewer Reticulation - Second Pipeline from Nestle (Warrnambool)       | 1 170                             | 515  | 652                                  | 3                            |
| <b>Western Region Water Authority</b>                                |                                   |  |                                      |                              |
| Outfall Sewer - Augmentation (Bacchus Marsh)                         | 1 510                             | 10   | 100                                  | 1 400                        |
| Honour Avenue Sewer Treatment Plant Rehabilitation (Bacchus Marsh)   | 102                               | 77   | 25                                   | ..                           |
| Sewage Pump Station - Avenue of Honour - Replacement (Bacchus Marsh) | 110                               | ..   | 10                                   | 100                          |
| Geelong Road Water Main - Replacement (Bacchus Marsh)                | 230                               | 180  | 50                                   | ..                           |
| Water Mains - Upsize (Bacchus Marsh)                                 | 290                               | 40   | 140                                  | 110                          |
| PH - Improvement (Bulla)   | 188                               | 8  | 90                                   | 90                           |
| Sewage Effluent Recycled Stage 1 - Construction (Gisborne)           | 1 066                             | 16   | 250                                  | 800                          |
| Sewerage Treatment Plant - Augmentation (Gisborne)                   | 2 020                             | 50   | 310                                  | 1 660                        |
| Macedon Ranges Drought Response - Construction (Gisborne)            | 550                               | 500  | 50                                   | ..                           |
| Sewerage Scheme - Construction (Macedon)                             | 7 669                             | 992  | 5 800                                | 877                          |
| Taylor's Road Tank - Installation (Macedon)                          | 1 975                             | 25   | 525                                  | 1 425                        |
| Blamey Drive Outfall Sewers - Construction (Melton)                  | 11 050                            | 50   | 2 500                                | 8 500                        |
| Sewerage Treatment Plant - Augmentation Stage 1 (Melton)             | 3 486                             | 121  | 415                                  | 2 950                        |
| Public Sector Asset Investment Program 2004-05                       |                                   | Regional Urban Water                           |                                      | 111                          |

| <i>Project Description</i>                                     | <i>(\$ thousand)</i>                           |  |                                      |                              |
|--|--|--|--------------------------------------|------------------------------|
|  | <i>Total Estimated Investment</i>              | <i>Expenditure to 30.6.2004 <sup>(a)</sup></i> | <i>Estimated Expenditure 2004-05</i> | <i>Remaining Expenditure</i> |
| Recycled Water Scheme - Construction (Melton)                  | 3 201  | 411  | 860                                  | 1 930                        |
| Merrimu Water Treatment Plant - Improvement (Melton)           | 170  | 70   | ..                                   | 100                          |
| Melbourne Water Pipeline - Construction (Melton/Bacchus Marsh) | 9 185  | 8 985  | 200                                  | ..                           |
| Biosolids Treatment - Improvement (Melton)                     | 485  | 10   | 10                                   | 465                          |
| Water Treatment Plant - Upgrade (Myrmiong)                     | 775  | 25   | 500                                  | 250                          |
| Recycled Water - Implementation (Riddells Creek)               | 610  | 30   | 80                                   | 500                          |
| Sewerage Treatment Plant - Upgrade (Riddells Creek)            | 1 490  | 70   | 200                                  | 1 220                        |
| Settlement Road Pumpstation - Augmentation (Riddells Creek)    | 2 500  | 20   | 120                                  | 2 360                        |
| Water Treatment Plant - Augmentation (Romsey/Lancefield)       | 3 847  | 417  | ..                                   | 3 430                        |
| Sewerage Treatment Plant - Augmentation (Romsey)               | 1 911  | 1 539  | 40                                   | 332                          |
| South Sunbury Sewer Pumpstation - Growth (Sunbury)             | 670  | 480  | 190                                  | ..                           |
| Recycled Water - Augmentation (Sunbury)                        | 2 415  | 195  | 250                                  | 1 970                        |
| Sewerage Treatment Plant Stage 1 - Augmentation (Sunbury)      | 4 790  | 350  | 330                                  | 4 110                        |
| Emu Bottom Trunk Main - Replacement (Sunbury)                  | 295  | 50   | 130                                  | 115                          |
| Biodiversity Sewer Treatment Plant - Improvement (Various)     | 1 793  | 88   | 85                                   | 1 620                        |
| Edac Sewer - Upgrade (Various)                                 | 255  | 159  | 24                                   | 72                           |
| Water Pump Stations - Upgrade (Various)                        | 125  | 10   | 75                                   | 40                           |
| Water Reticulation System - Modelling (Various)                | 1 110  | 100  | 110                                  | 900                          |
| Edac Water - Upgrade (Various)                                 | 383  | 239  | 36                                   | 108                          |
| Telemetry - Installation Water (Various)                       | 1 931  | 221  | 90                                   | 1 620                        |
| Telemetry - Installation Sewer (Various)                       | 1 288  | 148  | 60                                   | 1 080                        |
| Geographic Information System - Implementation (Various)       | 2 500  | 125  | 125                                  | 2 250                        |
| 112 Regional Urban Water                                       | Public Sector Asset Investment Program 2004-05 |  |                                      |                              |

| (\$ thousand)   |   |  |  |                                  |
|---|---|--|--|----------------------------------|
| <i>Project Description</i>  | <i>Total<br/>Estimated<br/>Investment</i> | <i>Expenditure to<br/>30.6.2004 <sup>(a)</sup></i> | <i>Estimated<br/>Expenditure<br/>2004-05</i> | <i>Remaining<br/>Expenditure</i> |
| Bulk Metering - Implementation (Various)                            | 230                                       | 140  | 90   | ..                               |
| Sewerage Business - Development (Various)                           | 2 653                                     | 365  | 180  | 2 108                            |
| Road Works - Improvement (Various)                                  | 480                                       | 25   | 75   | 380                              |
| Water Reticulation Systems - Renewal (Various)                      | 16 430                                    | 615  | 548  | 15 267                           |
| Dam Safety - Improvement (Various)                                  | 1 000                                     | 50   | 50   | 900                              |
| Major Water Pipelines - Upsize (Various)                            | 1 900                                     | 140  | 140  | 1 620                            |
| Sewer Reticulation - Modelling Implementation (Various)             | 1 073                                     | 123  | 50   | 900                              |
| Management Systems Water - Implementation (Various)                 | 628                                       | 144  | 464  | 20                               |
| Water Business - Development (Various)                              | 2 633                                     | 345  | 180  | 2 108                            |
| Sewer Pump Station - Improvement (Various)                          | 820                                       | 50   | 310  | 460                              |
| Sewerage Main - Renewal (Various)                                   | 1 697                                     | 197  | ..   | 1 500                            |
| OH&S Improvement (Various)  | 1 027                                     | 77   | 50   | 900                              |
| Sewer Mains - Upsize (Various)                                      | 1 887                                     | 127  | 140  | 1 620                            |
| Security - Improvement (Various)                                    | 1 310                                     | 75   | 65   | 1 170                            |
| Plant and Equipment - Purchase (Various)                            | 5 000                                     | 250  | 250  | 4 500                            |
| Information Technology Equipment - Replacement (Various)            | 8 125                                     | 260  | 355  | 7 510                            |
| Information Technology - Development (Various)                      | 11 885                                    | 640  | 1 180  | 10 065                           |
| Corporate Initiatives - Improvement (Various)                       | 3 929                                     | 102  | 227  | 3 600                            |
| Water Meters - Installation (Various)                               | 4 407                                     | 227  | 220  | 3 960                            |
| Landscaping and Building - Improvement (various)                    | 845                                       | 85   | 40   | 720                              |
| Vehicles - Purchase (Various)                                       | 19 556                                    | 851  | 950  | 17 755                           |
| Sewerage Treatment Plant - Upgrade (Woodend)                        | 2 756                                     | 46   | ..   | 2 710                            |
| Woodend Sewer - Realignment (Woodend)                               | 160                                       | 90   | 70   | ..                               |
| Marriages Booster Pumpstation - Installation (Woodend)              | 580                                       | 290  | 290  | ..                               |
| <b>Westernport Region Water Authority</b>                           |   |  |  |                                  |
| Sewerage Treatment Plant (King Road) - Review/Upgrade (Coronet Bay) | 1 356                                     | 691  | 245  | 420                              |
| Public Sector Asset Investment Program 2004-05                      |   | Regional Urban Water                               |  | 113                              |

(\$ thousand)

| <i>Project Description</i>                                      | <i>Total Estimated Investment</i> | <i>Expenditure to 30.6.2004 <sup>(a)</sup></i> | <i>Estimated Expenditure 2004-05</i> | <i>Remaining Expenditure</i> |
|---|-----------------------------------|--|--------------------------------------|------------------------------|
| Sewerage Treatment Plant (Phillip Island) - Upgrade (Cowes)     | 3 195                             | 2 039  | 430                                  | 726                          |
| Reservoir Water - Improvement (Glen Forbes)                     | 632                               | 177  | 35                                   | 420                          |
| Water Treatment Plant - Treatment Process Upgrade (Glen Forbes) | 6 043                             | 305  | 210                                  | 5 528                        |
| Assets - Management (Newhaven)                                  | 500                               | 283  | 165                                  | 52                           |
| Information Technology and Office Systems - Purchase (Newhaven) | 2 483                             | 283  | 201                                  | 1 999                        |
| Office and Depot Accommodation - Construction (Newhaven)        | 4 058                             | 4 008  | 50                                   | ..                           |
| Zone Metering - Construction (Various)                          | 100                               | ..   | 50                                   | 50                           |
| Sewage Pump Stations - Upgrade (Various)                        | 1 201                             | 366  | 240                                  | 595                          |
| Sewer Reticulation - Augmentations (Various)                    | 5 022                             | 408  | 90                                   | 4 524                        |
| Telemetry - Improvement (Various)                               | 1 000                             | ..   | 100                                  | 900                          |
| Water Distribution Mains and Tanks - Upgrade (Various)          | 2 169                             | 146  | 125                                  | 1 898                        |
| Vehicles and Plant - Purchase (Various)                         | 4 103                             | 783  | 390                                  | 2 930                        |
| <b>Total existing projects</b>                                  | <b>1 406 882</b>                  | <b>301 787</b>                                 | <b>168 563</b>                       | <b>936 507</b>               |

*Source: Regional Urban Water Authorities*

*Note:*

*(a) Actual estimated expenditure to 30 June 2004 based on information provided by agencies.*

## REGIONAL URBAN WATER AUTHORITIES

### New projects

| <i>Project Description</i>  | <i>(\$ thousand)</i>              |  |                                      |                              |
|---|-----------------------------------|--|--------------------------------------|------------------------------|
|   | <i>Total Estimated Investment</i> | <i>Expenditure to 30.6.2004 <sup>(a)</sup></i> | <i>Estimated Expenditure 2004-05</i> | <i>Remaining Expenditure</i> |
| <b>Barwon Regional Water Authority</b>  |                                   |  |                                      |                              |
| Aireys Inlet Water Treatment Plant-Replacement (Aireys Inlet)                           | 143                               | ..   | 10                                   | 133                          |
| Painkalac Reservoir Spillway - Construction (Aireys Inlet)                              | 823                               | ..   | ..                                   | 823                          |
| Painkalac Reservoir Embank - Construction (Aireys Inlet)                                | 525                               | ..   | ..                                   | 525                          |
| Airey's Inlet STP Lagoon Works (Aireys Inlet)   | 146                               | ..   | 36                                   | 110                          |
| Apollo Bay Reticulation Stage 2 - Growth (Apollo Bay)                                   | 390                               | ..   | 385                                  | 5                            |
| Apollo Bay Reticulation Stage 3 - Growth (Apollo Bay)                                   | 335                               | ..   | ..                                   | 335                          |
| Apollo Bay Water Treatment Plant-Replacement (Apollo Bay)                               | 206                               | ..   | 25                                   | 181                          |
| Callahans Channel Syphon - Replacement (Ballan)   | 409                               | ..   | ..                                   | 409                          |
| Barwon Heads Rising Main Air Valve-Replacement (Barwon Heads)                           | 177                               | ..   | 175                                  | 2                            |
| Black Rock Sewerage Treatment Plant Solid Waste Handling Fac-Replacement (Barwon Heads) | 150                               | ..   | 150                                  | ..                           |
| Black Rock Sewerage Treatment Plant Air Quality Facility - Replacement (Barwon Heads)   | 597                               | ..   | 597                                  | ..                           |
| Bellarine Basin Pump Station - Improvements (Bellarine)                                 | 2 677                             | ..   | ..                                   | 2 677                        |
| Birregurra Water Treatment Plant - Replacement (Birregurra)                             | 100                               | ..   | 5                                    | 95                           |
| Birregurra Sewerage Scheme - Growth (Birregurra)  | 4 600                             | ..   | 150                                  | 4 450                        |
| Colac Rd Water PS Upgrade (Colac)   | 250                               | ..   | ..                                   | 250                          |
| Colac Water Treatment Plant - Replacement (Colac)                                       | 504                               | ..   | 76                                   | 428                          |
| Colac Sludge Lagoon Works - Replacement (Colac)   | 234                               | ..   | ..                                   | 234                          |
| Forrest Water Treatment Plant Renewal - Replacement (Forrest)                           | 158                               | ..   | 30                                   | 128                          |
| Public Sector Asset Investment Program 2004-05  |                                   | Regional Urban Water                           |                                      | 115                          |

| (\$ thousand)  |   |  |  |  |
|--|---|--|--|--|
| <i>Project Description</i>   | <i>Total<br/>Estimated<br/>Investment</i> | <i>Expenditure to<br/>30.6.2004 <sup>(a)</sup></i> | <i>Estimated<br/>Expenditure<br/>2004-05</i> | <i>Remaining<br/>Expenditure</i>               |
| Corporate Buildings Refurbishment Works-Replacement (Geelong)        | 460                                       | ..   | 100  | 360  |
| Montpellier (Basins 2 and 4) - Construction (Geelong)                | 3 165                                     | ..   | 25   | 3 140  |
| Lovely Banks(Basin 1,2 and3) - Construction (Geelong)                | 2 160                                     | ..   | ..   | 2 160  |
| Northern Feeder Main Stage 2 - Growth (Geelong)                      | 2 260                                     | ..   | 25   | 2 235  |
| Northern Retarding Facility Stage 2 - Growth (Geelong)               | 5 000                                     | ..   | ..   | 5 000  |
| Highton High Level Pump Station - Improvement (Geelong)              | 250                                       | ..   | 35   | 215  |
| Gellibrand Water Treatment Plant - Replacement (Gellibrand)          | 145                                       | ..   | 20   | 125  |
| West Gell Reservoir Outlet Tower - Construction (Gellibrand)         | 200                                       | ..   | 200  | ..   |
| Leopold to Geelong Reticulated Main - Replacement (Leopold)          | 4 200                                     | ..   | 50   | 4 150  |
| Leopold Feeder Main - Growth (Leopold)                               | 530                                       | ..   | ..   | 530  |
| Lorne Water Treatment Plant - Renewal (Lorne)                        | 354                                       | ..   | 28   | 326  |
| Lorne No.3 Tank Replacement (Lorne)                                  | 690                                       | ..   | 25   | 665  |
| Water Treatment Plant Acid Dosing - Construction (Moorabool)         | 130                                       | ..   | ..   | 130  |
| Moorabool-Carey Rd Construct (Moorabool)                             | 145                                       | ..   | 132  | 13   |
| Smithton Grove Subdivision - Growth (Ocean Grove)                    | 100                                       | ..   | 100  | ..   |
| Olangolah Reservoir Spillway - Construction (Olangolah)              | 525                                       | ..   | 20   | 505  |
| Olangolah Reservoir Embank - Construction (Olangolah)                | 444                                       | ..   | 420  | 24   |
| Recycled Water Capacity and Quality - Improvement (Portarlinton)     | 160                                       | ..   | 150  | 10   |
| Skenes Creek Water Supply - Replacement (Skenes Creek)               | 350                                       | ..   | 55   | 295  |
| Water Supply Improvement Stage 4- 450kl Tank - Growth (Skenes Creek) | 490                                       | ..   | 10   | 480  |
| Water Supply Improvement Stage 5 - Pisces PS - Growth (Skenes Creek) | 500                                       | ..   | 15   | 485  |
| Teesdale High Level Pump Station - Growth (Teesdale)                 | 300                                       | ..   | 20   | 280  |
| Torquay-Darian Rd Sewerage Scheme - Growth (Torquay)                 | 900                                       | ..   | 20   | 880  |
| 116 Regional Urban Water   |   |  |  | Public Sector Asset Investment Program 2004-05 |



(\$ thousand)

| <i>Project Description</i>   | <i>Total Estimated Investment</i> | <i>Expenditure to 30.6.2004 <sup>(a)</sup></i> | <i>Estimated Expenditure 2004-05</i> | <i>Remaining Expenditure</i> |
|--|-----------------------------------|--|--------------------------------------|------------------------------|
| Torquay - Esplanade Sewer Repl (Torquay)   | 1 350                             | ..   | 50                                   | 1 300                        |
| Horseshoe Bend Rd Sewer - Growth (Torquay)                                       | 1 100                             | ..   | ..                                   | 1 100                        |
| Torquay Low Level Feeder Main (Torquay)  | 365                               | ..   | 5                                    | 360                          |
| Torquay High Level Feeder Main (Torquay)   | 525                               | ..   | 50                                   | 475                          |
| Torquay Class A Recycled Water Unit (Torquay)                                    | 2 750                             | ..   | 90                                   | 2 660                        |
| Transfer System - Growth (Various)   | 1 000                             | ..   | ..                                   | 1 000                        |
| Headworks and Distribution Communication Radio Equipment - Replacement (Various) | 110                               | ..   | 110                                  | ..                           |
| Headworks and Distribution Field Office - Construction (Various)                 | 385                               | ..   | 100                                  | 285                          |
| Sewer Retic Improvements - Replacement (Various)                                 | 2 924                             | ..   | 425                                  | 2 499                        |
| Water Quality Stage 2 - Construction (Wurdee Buloc)                              | 8 270                             | ..   | 100                                  | 8 170                        |
| Inlet Channel Reconstruction - Replacement (Wurdee Buloc)                        | 3 310                             | ..   | 100                                  | 3 210                        |
| <b>Central Gippsland Region Water Authority</b>                                  |                                   |  |                                      |                              |
| Boisdale Bulk Water System Supply - Upgrade (Boisdale)                           | 270                               | ..   | 225                                  | 45                           |
| Upgrade Rising Main Bradford to Lodge Drive sewer Pump Station (Bradford)        | 125                               | ..   | 35                                   | 90                           |
| Dutson - Organics Recycling Farm - Equipment New (Dutson)                        | 425                               | ..   | 425                                  | ..                           |
| Dutson - Organics Recycling Farm - New Shed (Dutson)                             | 2 975                             | ..   | 2 975                                | ..                           |
| Dutson Downs Farm - Fodder Storage New (Dutson)                                  | 279                               | ..   | 117                                  | 162                          |
| Dutson Downs - Agricultural Equipment and Works - Upgrade (Dutson)               | 118                               | ..   | 10                                   | 108                          |
| Dutson Downs - Construct a 1 ML/d CMF Plant - New (Dutson)                       | 225                               | ..   | 225                                  | ..                           |
| Dutson Downs: Extension of Asbestos Pit - Upgrade (Dutson)                       | 227                               | ..   | 20                                   | 207                          |
| Dutson Downs: Farm Rehabilitation Works - Upgrade (Dutson)                       | 135                               | ..   | 135                                  | ..                           |
| Heyfield Upgrade of Raw Water Supply - Upgrade (Heyfield)                        | 225                               | ..   | 45                                   | 180                          |
| Public Sector Asset Investment Program 2004-05                                   |                                   | Regional Urban Water                           |                                      | 117                          |

| (\$ thousand)   |  |  |  |                                  |
|---|--|--|--|----------------------------------|
| <i>Project Description</i>  | <i>Total<br/>Estimated<br/>Investment</i>      | <i>Expenditure to<br/>30.6.2004 <sup>(a)</sup></i> | <i>Estimated<br/>Expenditure<br/>2004-05</i> | <i>Remaining<br/>Expenditure</i> |
| Mirboo North Sewerage - Upgrade<br>(Mirboo North)   | 117  | ..   | 59   | 59                               |
| Moe Filter Upgrades 1-4 Air Scour -<br>Upgrade (Moe)  | 200  | ..   | 90   | 110                              |
| Moe filter Upgrades 1-4 Backwash<br>Sludge Removal - Upgrade (Moe)  | 200  | ..   | 90   | 110                              |
| Tanjil River Pump Station - Upgrade<br>(Moe)  | 630  | ..   | 45   | 585                              |
| Sale High Lift Diesel Pump Upgrade at<br>Sale Water Treatment Plant - Upgrade<br>(Sale)                                     | 335  | ..   | 20   | 315                              |
| Sale Water Supply - Sale Water<br>Treatment Plant Control System -<br>Upgrade (Sale)  | 180  | ..   | 180  | ..                               |
| Begin Mobile Solution and Dispatch<br>Program - Upgrade (Various)   | 315  | ..   | 45   | 270                              |
| Bulk Water Entitlement Long Term<br>Planning Investigation into Raw Water<br>Source - Upgrade (Various)                     | 258  | ..   | 10   | 248                              |
| Cathodic Protection on Gippsland Water<br>Assets - Upgrade (Various)  | 378  | ..   | 63   | 315                              |
| Cathodic Protection on SWOP assets -<br>Upgrade (Various)   | 180  | ..   | 30   | 150                              |
| Contingencies Bulk Water - Upgrade<br>(Various)   | 405  | ..   | 68   | 338                              |
| Contingencies Water Treatment -<br>Upgrade (Various)  | 405  | ..   | 68   | 338                              |
| Customer meter Replacements<br>(2004-05) - Upgrade (Various)  | 2 160  | ..   | 360  | 1 800                            |
| Emerging Back Log Schemes 2004-05 -<br>Upgrade (Various)  | 432  | ..   | 72   | 360                              |
| Emerging Backlog Wastewater<br>Schemes 04/05 - Construction<br>(Various)  | 540  | ..   | 90   | 450                              |
| Fleet Purchases - Upgrade (Various)   | 6 962  | ..   | 1 160  | 5 801                            |
| Geographic Information System (Web<br>Based Deployment) - Upgrade<br>(Various)  | 275  | ..   | 171  | 104                              |
| Improvements for System Security<br>Transfer and Process (Contingencies<br>Planning and Development) - Upgrade<br>(Various) | 225  | ..   | 38   | 188                              |
| Integration Development - Upgrade<br>(Various)  | 340  | ..   | 135  | 205                              |
| 118 Regional Urban Water  | Public Sector Asset Investment Program 2004-05 |  |  |                                  |

(\$ thousand)

| <i>Project Description</i>   | <i>Total Estimated Investment</i> | <i>Expenditure to 30.6.2004 <sup>(a)</sup></i> | <i>Estimated Expenditure 2004-05</i> | <i>Remaining Expenditure</i> |
|--|-----------------------------------|--|--------------------------------------|------------------------------|
| Information Technology Hardware - Upgrade (Various)  | 1 388                             | ..   | 218                                  | 1 170                        |
| Major Client Mechanical Meter Replacement Program - Upgrade (Various)  | 156                               | ..   | 126                                  | 30                           |
| MIS/Portal - Upgrade (Various)   | 467                               | ..   | 279                                  | 188                          |
| Mobile Car Kit Replacements - Upgrade (Various)  | 126                               | ..   | 21                                   | 105                          |
| Replace 900 mm RC Main to IPH Comans St - Upgrade (Various)  | 581                               | ..   | 45                                   | 536                          |
| Replace Unlined Water Fittings - Upgrade (Various)   | 180                               | ..   | 30                                   | 150                          |
| Replacement of Furniture - Upgrade (Various)   | 158                               | ..   | 26                                   | 131                          |
| Replacement of Regional Outfall Sewer Creek Crossings - Upgrade (Various)  | 216                               | ..   | 126                                  | 90                           |
| Replacement of Scour Valves in the Regional Outfall Sewer - Upgrade (Various)  | 130                               | ..   | 40                                   | 90                           |
| Reticulation Renewals 2004-05 - Upgrade (Various)  | 6 970                             | ..   | 1 275                                | 5 695                        |
| Security Upgrade at High Risk Sites - Upgrade (Various)  | 360                               | ..   | 360                                  | ..                           |
| Sewer Reticulation Customer Charter Initiative /Contingencies - Upgrade (Various)  | 540                               | ..   | 90                                   | 450                          |
| System Security Improvements for Water Supplies (Contingencies Planning and Development) - Upgrade (Various)             | 225                               | ..   | 38                                   | 188                          |
| Unplanned Plant Failures - Pumps, Instruments, Plant Component Failures. (Contingencies Waste Water) - Upgrade (Various) | 405                               | ..   | 68                                   | 338                          |
| Unplanned Projects Water - (Contingencies Asset Improvement Group) - Upgrade (Various)                                   | 225                               | ..   | 38                                   | 188                          |
| Unplanned Projects Waste Water - (Contingencies Asset Improvement Group) - Upgrade (Various)                             | 225                               | ..   | 38                                   | 188                          |
| Water Quality Improvement Minor Works - Upgrade (Various)  | 405                               | ..   | 68                                   | 338                          |
| Water Reticulation Improvement Minor works - Upgrade (Various)   | 522                               | ..   | 72                                   | 450                          |
| Public Sector Asset Investment Program 2004-05   |                                   | Regional Urban Water                           |                                      | 119                          |

| (\$ thousand)   |   |   |  |                                  |
|---|---|---|--|----------------------------------|
| <i>Project Description</i>  | <i>Total<br/>Estimated<br/>Investment</i> | <i>Expenditure to<br/>30.6.2004<sup>(a)</sup></i> | <i>Estimated<br/>Expenditure<br/>2004-05</i> | <i>Remaining<br/>Expenditure</i> |
| Wet Well Washer Installation (~10 per year for 5 years) - Upgrade (Various) | 270                                       | ..  | 45   | 225                              |
| <b>Central Highlands Region Water Authority</b>                             |   |   |  |                                  |
| Sewerage Treatment Plant - Reclaimed Water - Disposal (Beaufort)            | 2 300                                     | ..  | 75   | 2 225                            |
| Bulk Water Pipeline - Construction (Cosgrave)                               | 2 000                                     | ..  | 1 360  | 640                              |
| Sewerage Treatment Plant - Reclaimed Water - Disposal (Daylesford)          | 3 587                                     | 1 000   | 500  | 2 087                            |
| Sewerage Collection System - Upgrade (Daylesford)                           | 1 600                                     | 90  | 265  | 1 245                            |
| Bulk Water Pipeline - Construction (Daylesford)                             | 524                                       | ..  | 200  | 324                              |
| Data Collection Systems - Telemetry (Various)                               | 1 726                                     | 250   | 208  | 1 268                            |
| Executive Management System (Various)                                       | 646                                       | 296   | 350  | ..                               |
| Waste Water Treatment Plants - Minor Works (Various)                        | 2 557                                     | 246   | 347  | 1 964                            |
| Water Resource - Planning and Implementation (Various)                      | 1 937                                     | 827   | 610  | 500                              |
| <b>Coliban Region Water Authority</b>                                       |   |   |  |                                  |
| Water Channels - Construction (Bendigo)                                     | 280                                       | ..  | 280  | ..                               |
| Sewer Main - Construction (Bendigo)   | 22 093                                    | ..  | 500  | 21 593                           |
| Water Tank - Construction (Bendigo)   | 677                                       | ..  | 20   | 657                              |
| Buildings and Land - Upgrade (Bendigo)                                      | 774                                       | ..  | 45   | 729                              |
| Water Main - Construction (Bridgewater)                                     | 4 023                                     | ..  | 3 000  | 1 023                            |
| Wastewater Pumping - Upgrade (Echuca)                                       | 4 278                                     | ..  | 556  | 3 722                            |
| Sewerage Scheme - Construction (Echuca)                                     | 430                                       | ..  | 430  | ..                               |
| Water Treatment - Upgrade (Heathcote)                                       | 450                                       | ..  | 450  | ..                               |
| Water Treatment - Upgrade (Pyramid Hill)                                    | 450                                       | ..  | 450  | ..                               |
| Water Tank - Construction (Tooborac)  | 180                                       | ..  | 180  | ..                               |
| <b>East Gippsland Region Water Authority</b>                                |   |   |  |                                  |
| Eastwood Estate Goose Gully Sewage Pump Station - Construction (Bairnsdale) | 150                                       | 20  | 130  | ..                               |
| Eastwood Estate Goose Gully Outfall Sewer - Construction (Bairnsdale)       | 110                                       | ..  | 110  | ..                               |

(\$ thousand)

| <i>Project Description</i>  | <i>Total Estimated Investment</i> | <i>Expenditure to 30.6.2004 <sup>(a)</sup></i> | <i>Estimated Expenditure 2004-05</i> | <i>Remaining Expenditure</i> |
|---|-----------------------------------|--|--------------------------------------|------------------------------|
| Bridge Pump Station Emergency and Wet Weather Storage - Construction (Bairnsdale)                     | 250                               | ..   | ..                                   | 250                          |
| Bairnsdale Waste Water Treatment Plant Treatment Augmentation (Option 2a) - Construction (Bairnsdale) | 3 600                             | ..   | ..                                   | 3 600                        |
| Install Additional Bore Pump - Refurbishment (Dinner Plain)   | 100                               | ..   | ..                                   | 100                          |
| Additional Storage - Construction (Dinner Plain)  | 100                               | ..   | ..                                   | 100                          |
| Additional Storage Pond 6 - Construction (Dinner Plain)   | 250                               | ..   | ..                                   | 250                          |
| 16 ML/d Pump Station - Replacement (Glenaladale)  | 125                               | ..   | ..                                   | 125                          |
| Kalimna West Alternative Water Supply - Replacement (Kalimna)   | 500                               | ..   | ..                                   | 500                          |
| 375 Dia Pipeline Murrumbung Drive to Stephenson Road - Construction (Lakes Entrance)                  | 450                               | ..   | ..                                   | 450                          |
| 375 Dia Pipeline Stephensons Rd to Harmans Lane - Construction (Lakes Entrance)                       | 440                               | ..   | ..                                   | 440                          |
| Bruces Track Additional Wet Weather Storage - Construction (Lakes Entrance)                           | 1 415                             | 100  | 200                                  | 1 115                        |
| Bruces Track - Convert to Fixed Sprinklers - Replacement (Lakes Entrance)                             | 325                               | ..   | 65                                   | 260                          |
| Cover over Mallacoota Clear Water Basin - Construction (Mallacoota)                                   | 206                               | 8  | ..                                   | 198                          |
| Upgrade Water Treatment Plant - Replacement (Mallacoota)  | 100                               | ..   | 50                                   | 50                           |
| Old Pivot Irrigator - Replacement (Mallacoota)  | 100                               | ..   | ..                                   | 100                          |
| Metung Pipeline Modification - Reticulation (Metung)  | 250                               | ..   | ..                                   | 250                          |
| Additional Wet Weather Storage - Construction (Paynesville)   | 300                               | ..   | ..                                   | 300                          |
| Old Pivot Irrigator - Replacement (Paynesville)   | 100                               | ..   | ..                                   | 100                          |
| Banksia Peninsular Sewerage Scheme - Development (Paynesville)  | 705                               | ..   | ..                                   | 705                          |
| 375 Dia Pipeline Sarsfield Reservoir to Murrumbung Drive - Construction (Sarsfield)                   | 360                               | ..   | ..                                   | 360                          |
| Public Sector Asset Investment Program 2004-05  |                                   | Regional Urban Water                           |                                      | 121                          |

| (\$ thousand)   |   |   |  |                                  |
|---|---|---|--|----------------------------------|
| <i>Project Description</i>  | <i>Total<br/>Estimated<br/>Investment</i> | <i>Expenditure to<br/>30.6.2004<sup>(a)</sup></i> | <i>Estimated<br/>Expenditure<br/>2004-05</i> | <i>Remaining<br/>Expenditure</i> |
| 375 Dia Rising Main Sarsfield - Construction (Sarsfield)                | 1 176                                     | ..  | ..   | 1 176                            |
| Sewer Reticulation - Refurbishment (Various)                            | 150                                       | ..  | ..   | 150                              |
| <b>Glenelg Region Water Authority</b>                                   |   |   |  |                                  |
| Roof and Line Service Basin - Construction (Balmoral)                   | 100                                       | ..  | ..   | 100                              |
| Water Treatment - Construction (Balmoral)                               | 530                                       | ..  | ..   | 530                              |
| Main Replacement - Construction (Casterton)                             | 400                                       | ..  | ..   | 400                              |
| Clear Water Storage - Construction (Coleraine)                          | 510                                       | ..  | ..   | 510                              |
| Main Replacements - Construction (Coleraine)                            | 200                                       | ..  | ..   | 200                              |
| Water Mains - Replacement (Dunkeld)                                     | 205                                       | ..  | 35   | 170                              |
| Mains Replacement - Construction (Glenthompson)                         | 150                                       | ..  | 30   | 120                              |
| Alkalinity - Construction (Hamilton)                                    | 650                                       | ..  | ..   | 650                              |
| Cruckoor Branchline - Construction (Hamilton)                           | 215                                       | ..  | ..   | 215                              |
| Eastern Zone Water Pressure - Improvement (Hamilton)                    | 450                                       | ..  | ..   | 450                              |
| Feeder Mains - Construction (Hamilton)                                  | 660                                       | ..  | ..   | 660                              |
| Gap Creek Replacement - Construction (Hamilton)                         | 700                                       | ..  | ..   | 700                              |
| Reticulation Replacement - Construction (Hamilton)                      | 200                                       | ..  | ..   | 200                              |
| Sewerage Treatment Plant - Biosolids Digester - Construction (Hamilton) | 620                                       | ..  | 310  | 310                              |
| Upgrade Pump Stations - Construction (Hamilton)                         | 200                                       | ..  | 50   | 150                              |
| Clear Water Storage - Construction (Merino)                             | 220                                       | ..  | ..   | 220                              |
| Water Mains - Replacement (Merino)                                      | 120                                       | ..  | ..   | 120                              |
| Water Mains - Replacement (Penshurst)                                   | 265                                       | 60  | 35   | 170                              |
| Computers - Purchase (Various)  | 224                                       | 59  | ..   | 165                              |
| <b>Goulburn Valley Region Water Authority</b>                           |   |   |  |                                  |
| Alexandra Works Centre - Refurbishment (Alexandra)                      | 200                                       | ..  | 200  | ..                               |
| Cobram Waste Management Facility Irrigation - Refurbishment (Cobram)    | 480                                       | ..  | ..   | 480                              |

(\$ thousand)

| <i>Project Description</i>   | <i>Total Estimated Investment</i> | <i>Expenditure to 30.6.2004 <sup>(a)</sup></i> | <i>Estimated Expenditure 2004-05</i> | <i>Remaining Expenditure</i> |
|--|-----------------------------------|--|--------------------------------------|------------------------------|
| Eildon - Provision of Water Treatment - Construction (Eildon)                        | 890                               | ..   | 30                                   | 860                          |
| Congupna Booster Pump Station - Construction (Shepparton)                            | 190                               | ..   | ..                                   | 190                          |
| Old Dookie Road Water Main - Replacement (Shepparton)                                | 470                               | ..   | ..                                   | 470                          |
| Shepparton SPS 20 Sewage Pump Station - Upgrade (Shepparton)                         | 570                               | ..   | ..                                   | 570                          |
| Old Dookie Road Depot Archive Storage - Construction (Shepparton)                    | 200                               | ..   | 200                                  | ..                           |
| Tatura - Additional WMF Winter Storage - Construction (Tatura)                       | 1 650                             | ..   | 50                                   | 1 600                        |
| Above Ground Asset - Replacement (Various)   | 7 800                             | ..   | ..                                   | 7 800                        |
| Cathodic Protection - Refurbishment (Various)  | 345                               | ..   | 100                                  | 245                          |
| <b>North East Region Water Authority</b>   |                                   |  |                                      |                              |
| Sewage Treatment Plant - Tertiary Standard (Bright)                                  | 4 781                             | ..   | 21                                   | 4 760                        |
| Clearwater Supply from Yarrawonga - Upgrade (Devenish)                               | 540                               | ..   | 24                                   | 516                          |
| Waste Water Treatment Plant Lagoon 4 - Rehabilitation - (Myrtleford)                 | 126                               | 4  | 122                                  | ..                           |
| Clearwater Supply from Bright - Upgrade (Porepunkah)                                 | 712                               | ..   | 712                                  | ..                           |
| Water Treatment Plant Raw Water Pump Replacements, Growth - Replacement (Rutherglen) | 195                               | ..   | 195                                  | ..                           |
| Clearwater Supply from Yarrawonga - Upgrade (St James)                               | 840                               | ..   | 44                                   | 796                          |
| Clearwater Supply from Yarrawonga - Upgrade (Tungamah)                               | 2 505                             | ..   | 82                                   | 2 423                        |
| Water Treatment Plant Concrete Repairs - Upgrade (Wangaratta)                        | 200                               | ..   | 200                                  | ..                           |
| Roof Bears Hill Storage - Upgrade (Wodonga)  | 558                               | 8  | 550                                  | ..                           |
| 375mm Mains Duplication, Lawrence Street - Construction (Wodonga)                    | 451                               | ..   | 451                                  | ..                           |
| 14ML Storage, Huon Hill - Upgrade (Wodonga)  | 2 674                             | 12   | 22                                   | 2 640                        |
| Contribution to National Freight Hub Water Supply - Construction (Wodonga)           | 550                               | ..   | 550                                  | ..                           |
| Public Sector Asset Investment Program 2004-05                                       |                                   | Regional Urban Water                           |                                      | 123                          |

| (\$ thousand)  |  |  |  |                                  |
|--|--|--|--|----------------------------------|
| <i>Project Description</i>   | <i>Total<br/>Estimated<br/>Investment</i>      | <i>Expenditure to<br/>30.6.2004 <sup>(a)</sup></i> | <i>Estimated<br/>Expenditure<br/>2004-05</i> | <i>Remaining<br/>Expenditure</i> |
| Additional Raw Water Pump - Construction (Wodonga)                                 | 165  | ..   | 165  | ..                               |
| Financial Billing System - Head Office - Upgrade (Wodonga)                         | 200  | ..   | 200  | ..                               |
| Additional Clearwater Storage at Water Treatment Plant - Construction (Yarrawonga) | 950  | ..   | 50   | 900                              |
| Lakeside Rising Main - Upgrade (Yarrawonga)  | 480  | ..   | 480  | ..                               |
| <b>Portland Coast Region Water Authority</b>                                       |  |  |  |                                  |
| Biosolids Reuse Scheme - Construction (Port Fairy)                                 | 380  | ..   | 80   | 300                              |
| Bald Hill Roof - Replacement (Bald Hill)   | 350  | ..   | 50   | 300                              |
| Portland Aluminium Water Supply Scheme - Construction (Portland)                   | 520  | ..   | 370  | 150                              |
| Ocean Outfall - Replacement (Various)  | 300  | ..   | 50   | 250                              |
| Sewer Pump Electrics - Refurbishment (Various)                                     | 395  | ..   | 245  | 150                              |
| Telemetry - Implementation (Various)   | 630  | 10   | 220  | 400                              |
| <b>South Gippsland Region Water Authority</b>                                      |  |  |  |                                  |
| Sewer Outfall - Upgrade (Korumburra)   | 964  | 14   | 300  | 650                              |
| Reservoir - Destratification (Korumburra)  | 110  | ..   | 50   | 60                               |
| Sewer Outfall - Upgrade (Leongatha)  | 778  | 28   | 100  | 650                              |
| Sewer pumps - Upgrade (Leongatha)  | 555  | 50   | 50   | 455                              |
| Sewerage Scheme - Construction (Sandy Point)                                       | 8 800  | ..   | 80   | 8 720                            |
| System Improvements - Upgrade (Toora)  | 1 300  | ..   | 100  | 1 200                            |
| Water Treatment Plant - Upgrade (Toora)  | 225  | ..   | 125  | 100                              |
| Radio Communications Umbrella Network - Upgrade (Various)                          | 175  | 85   | ..   | 90                               |
| Sewer Mains - Rehabilitation (Various)   | 850  | ..   | 50   | 800                              |
| Sewer Works - Upgrade (Various)  | 1 537  | 749  | 142  | 646                              |
| Tools and Equipments - Upgrade (Various)   | 240  | 40   | 20   | 180                              |
| Water Reticulation System - Construction (Venus Bay)                               | 7 500  | ..   | 100  | 7 400                            |
| Sewerage Scheme - Construction (Venus Bay)   | 12 000   | ..   | 100  | 11 900                           |
| Sewerage System - Upgrade (Venus Bay)  | 6 405  | 10   | 500  | 5 895                            |
| 124 Regional Urban Water   | Public Sector Asset Investment Program 2004-05 |  |  |                                  |



(\$ thousand)

| <i>Project Description</i>  | <i>Total Estimated Investment</i> | <i>Expenditure to 30.6.2004 <sup>(a)</sup></i> | <i>Estimated Expenditure 2004-05</i> | <i>Remaining Expenditure</i> |
|---|-----------------------------------|--|--------------------------------------|------------------------------|
| <b>South West Water Authority</b>   |                                   |  |                                      |                              |
| Reticulation - Water Main Replacements (Camperdown)                                 | 1 507                             | 358  | 196                                  | 953                          |
| Water Treatment Plant - Improvements (Camperdown)                                   | 120                               | 23   | 25                                   | 72                           |
| Saleyards Wastewater - Reticulation (Camperdown)                                    | 330                               | ..   | ..                                   | 330                          |
| Reticulation - Water Main Replacements (Camperdown Rural)                           | 150                               | ..   | ..                                   | 150                          |
| Treatment Plant - Upgrade (Cobden)  | 400                               | ..   | 400                                  | ..                           |
| Reticulation - Water Main Replacements (Koroit)                                     | 350                               | 27   | ..                                   | 323                          |
| Reticulation - Water Main Replacements (Lismore/Derrinallum)                        | 1 425                             | ..   | ..                                   | 1 425                        |
| Reticulation - Water Main Replacements (Mortlake)                                   | 466                               | 32   | 9                                    | 425                          |
| Reticulation - Water Main Replacements (Peterborough)                               | 190                               | ..   | ..                                   | 190                          |
| Distribution - Upgrade Timboon Pumps (Peterborough)                                 | 302                               | ..   | ..                                   | 302                          |
| Sewer Treatment - Construction (Peterborough)                                       | 2 920                             | 20   | 40                                   | 2 860                        |
| Reticulation - Water Main Replacements (Terang)                                     | 346                               | 72   | 48                                   | 226                          |
| Effluent Treatment and Irrigation - Upgrade (Terang)                                | 5 141                             | 4 906  | 45                                   | 190                          |
| IT Systems - Replacement Geographic Information System (Various)                    | 166                               | ..   | 7                                    | 159                          |
| North Otway Pipeline Sections - Replacement (Various)                               | 1 380                             | ..   | ..                                   | 1 380                        |
| Stabilise Plantation Road Storage Embankment - Refurbishment (Various)              | 145                               | 15   | 29                                   | 101                          |
| Switchboard No 1 and 2 Pumpstations on South Otway Pipeline - Replacement (Various) | 225                               | ..   | ..                                   | 225                          |
| Distribution Pipeline - Improvements (Various)                                      | 2 900                             | 324  | 26                                   | 2 550                        |
| Supply Options - Review (Warrnambool)   | 422                               | 7  | 15                                   | 400                          |
| Reticulation - Water Main Replacements (Warrnambool)                                | 1 080                             | ..   | 45                                   | 1 035                        |
| Groundwater Risks - Consultancy (Warrnambool)                                       | 165                               | ..   | ..                                   | 165                          |
| Public Sector Asset Investment Program 2004-05                                      |                                   | Regional Urban Water                           |                                      | 125                          |

| (\$ thousand)  |   |  |  |                                  |
|--|---|--|--|----------------------------------|
| <i>Project Description</i>   | <i>Total<br/>Estimated<br/>Investment</i> | <i>Expenditure to<br/>30.6.2004 <sup>(a)</sup></i> | <i>Estimated<br/>Expenditure<br/>2004-05</i> | <i>Remaining<br/>Expenditure</i> |
| Treatment Plant Minor Component - Replacement (Warrnambool)                | 275                                       | 25   | 25   | 225                              |
| Treatment Plant - Improvements (Warrnambool)                               | 9 637                                     | 148  | 1 607  | 7 882                            |
| Treatment Plant Augmentation Options - Augmentation (Warrnambool)          | 5 150                                     | 161  | 100  | 4 889                            |
| Reticulation Main Extensions - Upgrade (Warrnambool)                       | 1 708                                     | 457  | 150  | 1 101                            |
| Wastewater Outfall - Replacement (Warrnambool)                             | 1 790                                     | ..   | 50   | 1 740                            |
| Treatment Plant - Waste Activated Sludge Pumps - Replacement (Warrnambool) | 150                                       | ..   | ..   | 150                              |
| Reticulation - Water Main Replacements (Otway Pipeline)                    | 315                                       | ..   | ..   | 315                              |
| Distribution - Upgrade Terang Branch Main                                  | 410                                       | ..   | ..   | 410                              |
| <b>Western Region Water Authority</b>                                      |   |  |  |                                  |
| Sewerage Treatment Plant Aeration - Growth (Bacchus Marsh)                 | 220                                       | ..   | ..   | 220                              |
| Diggers Rest Pump Station - Augmentation (Diggers Rest)                    | 810                                       | ..   | 60   | 750                              |
| Station Road Sewer PS - Augmentation (Gisborne)                            | 425                                       | ..   | 175  | 250                              |
| South Gisborne Tanks and Pump Station - Growth (Gisborne)                  | 1 220                                     | ..   | 50   | 1 170                            |
| Aitken Street Pump Station - Upgrade (Gisborne)                            | 370                                       | ..   | 180  | 190                              |
| Rossllynne Water Treatment Plant - Replacement (Gisborne)                  | 862                                       | ..   | 252  | 610                              |
| Magnet Hill Tank - Augmentation (Gisborne)                                 | 1 160                                     | ..   | ..   | 1 160                            |
| Water Mains - Upsize( Gisborne)  | 310                                       | ..   | 100  | 210                              |
| Gisborne South Sewer Outfall - Construction (Gisborne)                     | 830                                       | ..   | 100  | 730                              |
| Gisborne West Sewer Outfall - Construction (Gisborne)                      | 430                                       | ..   | 110  | 320                              |
| Rotary Park Sewer Pump Station - Augmentation (Gisborne)                   | 800                                       | ..   | 50   | 750                              |
| McDonalds Reservoir Spillway - Improvement (Macedon)                       | 200                                       | ..   | 200  | ..                               |
| Railway Crossing Watermain - Renewal (Macedon)                             | 230                                       | ..   | 230  | ..                               |

(\$ thousand)

| <i>Project Description</i>  | <i>Total Estimated Investment</i> | <i>Expenditure to 30.6.2004 <sup>(a)</sup></i> | <i>Estimated Expenditure 2004-05</i> | <i>Remaining Expenditure</i> |
|---|-----------------------------------|--|--------------------------------------|------------------------------|
| Disinfection - Upgrade - (Macedon / Riddells Creek)                         | 450                               | ..   | 50                                   | 400                          |
| Sewerage Treatment Plant - Augmentation Stage 2 (Melton)                    | 3 100                             | ..   | ..                                   | 3 100                        |
| Sewerage Treatment Plant - Augmentation Stage 3 (Melton)                    | 1 900                             | ..   | ..                                   | 1 900                        |
| Water Mains - Upsize (Melton)   | 1 600                             | ..   | 990                                  | 610                          |
| Sewer Mains - Upsize (Melton)   | 1 660                             | ..   | ..                                   | 1 660                        |
| Army Main - Replacement (Rockbank)  | 620                               | ..   | 20                                   | 600                          |
| Diggers Rest Sewer Rising Main - Replacement (Sunbury)                      | 310                               | ..   | 310                                  | ..                           |
| Sewerage Treatment - Augmentation Stage 2 (Sunbury)                         | 4 800                             | ..   | ..                                   | 4 800                        |
| Biosolids Treatment - Improvement (Sunbury)                                 | 2 175                             | ..   | 50                                   | 2 125                        |
| Outfall Sewer - Augmentation (Sunbury)                                      | 3 000                             | ..   | 50                                   | 2 950                        |
| Loamans Road Now Duty Impeller - Improvement (Sunbury)                      | 200                               | ..   | ..                                   | 200                          |
| Northern Water Tank - Construction (Sunbury)                                | 1 750                             | ..   | 10                                   | 1 740                        |
| Water Mains - Upsize (Sunbury)  | 1 160                             | ..   | ..                                   | 1 160                        |
| Sewer Mains - Upsize (Sunbury)  | 1 930                             | ..   | 55                                   | 1 875                        |
| Recycled Water - Implementation (Woodend)                                   | 995                               | ..   | 100                                  | 895                          |
| <b>Westernport Regional Water Authority</b>                                 |                                   |  |                                      |                              |
| Sewerage Treatment Plant (King Road) - Farm Program - Renewal (Coronet Bay) | 183                               | 158  | 25                                   | ..                           |
| Reuse Water Treatment - Upgrade (Cowes)                                     | 605                               | 5  | 100                                  | 500                          |
| Gas Reticulation - Construction (Cowes)                                     | 2 209                             | 27   | 348                                  | 1 834                        |
| Strategic Land Purchase - Water Supply (Glen Forbes)                        | 2 000                             | ..   | ..                                   | 2 000                        |
| Wastewater - Strategic Land Purchase (Various)                              | 8 468                             | 243  | 780                                  | 7 445                        |
| Reuse - Strategic Land Purchases (Various)                                  | 8 521                             | 721  | 1 500                                | 6 300                        |
| Sewer Reticulation - Renewal (Various)                                      | 250                               | 25   | ..                                   | 225                          |
| Augmentation of Supply - Melbourne Pipeline (Various)                       | 14 000                            | 200  | 100                                  | 13 700                       |
| Public Sector Asset Investment Program 2004-05                              |                                   | Regional Urban Water                           |                                      | 127                          |

(\$ thousand)

| <i>Project Description</i>                               | <i>Total Estimated Investment</i> | <i>Expenditure to 30.6.2004 <sup>(a)</sup></i> | <i>Estimated Expenditure 2004-05</i> | <i>Remaining Expenditure</i> |
|--|-----------------------------------|--|--------------------------------------|------------------------------|
| Solar and Wind Power Generation - Construction (Various) | 15 450                            | ..   | 520                                  | 14 930                       |
| Reuse Project - Renewal (Woolamai)                       | 270                               | ..   | 20                                   | 250                          |
| <b>Total new projects</b>                                | <b>357 224</b>                    | <b>11 920</b>                                  | <b>41 496</b>                        | <b>303 808</b>               |
| <b>Total Regional Urban Water Authorities projects</b>   | <b>1 764 106</b>                  | <b>313 707</b>                                 | <b>210 060</b>                       | <b>1 240 314</b>             |

*Source: Regional Urban Water Authorities*

*Note:*

*(a) Actual estimated expenditure to 30 June 2004 based on information provided by agencies.*

## APPENDIX A: CONTACT ADDRESSES AND TELEPHONE NUMBERS

---

### GENERAL GOVERNMENT SECTOR

|   |  |
|---|--|
| Education and Training                        | 2 Treasury Place<br>EAST MELBOURNE 3002<br>Telephone: 9637 2000            |
| Human Services                                | 555 Collins Street<br>MELBOURNE 3000<br>Telephone: 9616 7777               |
| Infrastructure                                | Nauru House<br>80 Collins Street<br>MELBOURNE 3000<br>Telephone: 9655 6666 |
| Roads Corporation                             | 60 Denmark Street<br>KEW 3101<br>Telephone: 9854 2666                      |
| Innovation, Industry and Regional Development | 55 Collins Street<br>MELBOURNE 3000<br>Telephone: 9651 9999                |
| Justice                                       | 55 St Andrews Place<br>EAST MELBOURNE 3002<br>Telephone: 9651 0333         |
| Premier and Cabinet                           | 1 Treasury Place<br>EAST MELBOURNE 3002<br>Telephone: 9651 5111            |
| Primary Industries                            | 1 Spring Street<br>MELBOURNE 3000<br>Telephone: 9412 4011                  |
| Sustainability and Environment                | 8 Nicholson Street<br>EAST MELBOURNE 3002<br>Telephone: 9637 8000          |

|   |  |
|---|--|
| Treasury and Finance                              | 1 Treasury Place<br>EAST MELBOURNE 3002<br>Telephone: 9651 5111  |
| Victorian Communities                             | 1 Spring Street<br>MELBOURNE 3000<br>Telephone: 9666 4200        |
| Parliament  | Parliament House<br>MELBOURNE 3000<br>Telephone: 9651 8911       |
| Country Fire Authority                            | 8 Lakeside Drive<br>BURWOOD EAST 3151<br>Telephone: 9262 8444    |
| Metropolitan Fire and Emergency<br>Services Board | 456 Albert Street<br>EAST MELBOURNE 3002<br>Telephone: 9662 2311 |

### **PUBLIC NON-FINANCIAL CORPORATIONS**

|  |   |
|--|---|
| Barwon Region Water Authority                | 61-67 Ryrie Street<br>GEE LONG 3220<br>Telephone: (03) 5226 2500  |
| Central Gippsland Region Water Authority     | Hazelwood Road<br>TRARALGON 3844<br>Telephone: (03) 5177 4600     |
| Central Highlands Region Water Authority     | 7 Learmonth Road<br>WENDOUREE 3353<br>Telephone: (03) 5320 3100   |
| Coliban Region Water Authority               | 37-45 Bridge Street<br>Bendigo 3554<br>Telephone: (03) 5434 1222  |
| East Gippsland Region Water Authority        | 133 McLeod Street<br>BAIRNSDALE 3875<br>Telephone: (03) 5150 4444 |
| Gippsland and Southern Rural Water Authority | 88 Johnson Street<br>MAFFRA 3860<br>Telephone: (03) 5139 3100     |

|  |  |
|--|--|
| Glenelg Region Water Authority         | 66 Gray Street<br>HAMILTON 3300<br>Telephone: (03) 5551 0400           |
| Goulburn Valley Region Water Authority | 104-110 Fryers Street<br>SHEPPARTON 3632<br>Telephone: (03) 5832 0400  |
| Goulburn-Murray Rural Water Authority  | 40 Casey Street<br>TATURA 3616<br>Telephone: (03) 5833 5500            |
| Grampians Wimmera-Mallee Rural Water   | 24 Darlot Street<br>HORSHAM 3400<br>Telephone: (03) 5952 1244          |
| Lower Murray Region Water Authority    | 741-759 Fourteenth Street<br>MILDURA 3500<br>Telephone: (03) 5051 3400 |
| North East Region Water Authority      | Level 1 Hovell Street<br>WODONGA 3689<br>Telephone: 1300 361 622       |
| Office of Housing                      | 555 Collins Street<br>MELBOURNE 3000<br>Telephone: 9616 7777           |
| Portland Coast Region Water Authority  | 15 Townsend Street<br>PORTLAND 3305<br>Telephone: (03) 5523 6244       |
| South Gippsland Region Water Authority | 14-18 Pioneer Street<br>FOSTER 3960<br>Telephone: (03) 5682 1222       |
| South West Water Authority             | 99 Fairy Street<br>WARRNAMBOOL 3280<br>Telephone: (03) 5564 7600       |
| Western Region Water Authority         | Robertson Street<br>GISBORNE 3437<br>Telephone: (03) 5421 9400         |
| Westernport Region Water Authority     | 2 Boys Home Road<br>NEWHAVEN 3925<br>Telephone: (03) 5956 4100         |





## APPENDIX B: LOCATION INDEX

---

### A

Albert Park, 66  
Alexandra, 25, 102-103, 122  
Allansford, 109  
Altona, 31  
Anglesea, 93  
Apollo Bay, 33, 93, 115  
Apsley, 82  
Ararat, 31, 56, 82, 84  
Ardmona, 76  
Ashburton, 25  
Avenel, 103  
Axedale, 80

### B

Bacchus Marsh, 30, 33, 111-112, 126  
Baddaginnie, 71  
Bairnsdale, 41, 56, 62, 100-101, 120-121  
Bald Hill, 124  
Ballan, 25, 93, 115  
Ballarat, 30, 33, 41, 52, 69, 98-99  
Balmoral, 122  
Balwyn North, 25, 33  
Bamawm, 76  
Bamawm Extension, 69  
Bannockburn, 93  
Barwon Downs, 93  
Barwon Heads, 25, 93, 115  
Barwon S-West, 91-92  
Beaconsfield Upper, 33  
Beaufort, 56, 120  
Beechworth, 56, 107  
Bellarine, 25, 115  
Bellbrae, 33  
Bemm River, 101  
Bena, 53  
Benalla, 76, 107  
Bendigo, 41, 56, 99-100, 120  
Bendoc, 56

Bentleigh, 33  
Berriwillock, 82  
Berwick, 33, 52  
Beulah, 84  
Birchip, 84  
Birregurra, 115  
Blackburn South, 33  
Boisdale, 117  
Boort, 76, 80  
Boronia, 25  
Box Hill, 31, 49  
Box Hill North, 34  
Bradford, 117  
Briar Hill, 26  
Bridgewater, 120  
Bright, 34, 123  
Brighton, 34  
Broadford, 26, 103  
Broadmeadows, 34  
Brunswick, 42, 56  
Bruthen, 48, 53  
Buangor, 82  
Buchan, 101  
Bulla, 111  
Buninyong, 26  
Burwood, 59  
Byrneside, 76

### C

Campbells Creek, 34  
Camperdown, 109, 125  
Camperdown Rural, 125  
Cann River, 101  
Cannie Ridge, 83  
Canterbury, 26  
Carisbrook, 99  
Carlton, 42, 59  
Carlton North, 26  
Caroline Springs, 26, 34, 56

Carrum, 69  
Carrum Downs, 26, 34, 49, 72  
Casterton, 102, 122  
Castlemaine, 71  
Charlton, 84  
Cheltenham, 34  
Chirnside Park, 69  
Churchill, 26  
Clayton, 34, 55  
Cobden, 109, 125  
Cobram, 76, 78, 80, 103, 122  
Coburg, 26, 56  
Cohuna, 76, 80  
Colac, 45, 93, 115  
Coleraine, 102, 122  
Coolaroo, 26  
Cooma, 76  
Coomboona, 76  
Corio, 47  
Coronet Bay, 113, 127  
Corop, 76, 80  
Corryong, 69  
Cosgrave, 120  
Cowes, 35, 114, 127  
Cowwarr, 75  
Craigieburn, 50, 69  
Cranbourne, 26, 59, 69  
Cressy, 56  
Creswick, 27, 69  
Culgoa, 82  
Cullulleraine, 88

## D

Dandenong, 31, 42, 45, 69  
Darley, 69  
Dartmoor, 108  
Daylesford, 120  
Deer Park, 53, 56  
Delacombe, 35  
Devenish, 123  
Diggers Rest, 126  
Dimboola, 82, 84  
Dingee, 76, 80  
Dinner Plain, 101, 121  
Donald, 84  
Doncaster, 27, 35  
Drouin, 69, 96  
Dunkeld, 102, 122  
Dutson, 96, 117

## E

Eagle Point, 101  
East Geelong, 27, 35  
Eastern Metro, 91, 92  
Echuca, 45, 100, 120  
Edenhope, 56, 85  
Eildon, 76, 103, 123  
Ellinbank, 61  
Elmhurst, 85  
Elmore, 100  
Elphinstone, 48, 54  
Eltham, 35, 71  
Eltham North, 27  
Endeavour Hills, 56, 62  
Epping, 49  
Euroa, 103

## F

Fairfield, 31  
Ferntree Gully, 35  
Fiskville, 69  
Fitzroy, 45  
Footscray, 35, 42, 56  
Forrest, 115  
Foster, 108  
Frankston, 27, 31, 49  
Frankston North, 27

## G

Geelong, 31, 42, 45, 52, 54, 94, 116  
Gellibrand, 116  
Gellibrand River, 110  
Gippsland, 61, 91, 92  
Girgarre, 80  
Girgarre East, 76  
Gisborne, 111, 126  
Glen Forbes, 114, 127  
Glen Iris, 27  
Glen Waverley, 27, 35  
Glenmaggie, 74-75  
Glenroy, 35  
Glenthompson, 122  
Golden Square, 27, 35  
Grampians, 91, 92  
Grantville, 53  
Greensborough, 49  
Greenvale, 52, 69  
Grovedale, 36, 47

**H**

Hallam, 49  
 Halls Gap, 82, 85  
 Hamilton, 102, 122  
 Harkaway, 36  
 Harston, 77, 80  
 Hastings West, 27  
 Hazelwood, 96  
 Healesville, 27, 36  
 Heathcote, 100, 120  
 Heidelberg, 42, 45  
 Hensley Park, 48  
 Heyfield, 117  
 Heywood, 108  
 Hopetoun, 82, 85  
 Hoppers Crossing, 28, 36, 69  
 Horsham, 82, 85  
 Hume, 91, 92  
 Hurstbridge, 28, 69

**I**

Irymple, 88

**J**

Jacksons Hill, 36  
 Jan Juc, 94  
 Jeeralang, 96  
 Jeparit, 85

**K**

Kalimna, 121  
 Kangaroo Flat, 28  
 Kangaroo Ground, 49  
 Kaniva, 82, 86  
 Katamatite, 103  
 Katandra, 103  
 Katunga, 77  
 Kerang, 77, 78  
 Kew, 36, 42  
 Keysborough, 52  
 Kilmore, 69, 103-104  
 Koonwarra, 108  
 Koorlong, 90  
 Koroit, 125  
 Korumburra, 108, 124  
 Kyabram, 77, 104  
 Kyneton, 100

**L**

Lake Boga, 88  
 Lake Bolac, 71  
 Lakes Entrance, 101, 121  
 Lancefield, 28, 112  
 Langi Kal Kal, 56  
 Langwarrin, 50, 52  
 Lara, 28, 36, 56  
 Lara Lake, 28  
 Laverton, 50  
 Leongatha, 108-109, 124  
 Leopold, 116  
 Lilydale, 28, 36  
 Lindenow, 101  
 Lockington, 77  
 Lorne, 42, 94, 116  
 Lynbrook, 28  
 Lysterfield, 61

**M**

Macarthur, 102  
 Macclesfield, 37  
 Macedon, 111, 126  
 Macleod, 56  
 Maffra, 28, 97  
 Majorca, 77  
 Mallee, 91, 92  
 Malmsbury, 100  
 Malvern, 37  
 Mansfield, 103, 104  
 Maribyrnong, 37  
 Marnoo, 86  
 Maryborough, 28, 37, 45, 99  
 Marysville, 104  
 Melbourne, 37, 42, 47-48, 52, 55-57, 60-62, 65-68  
 Melton, 37, 75, 111-112, 127  
 Mentone, 37  
 Merbein, 57, 88-90  
 Meredith, 94  
 Merino, 122  
 Merrigum, 77, 80  
 Metropolitan Areas, 72  
 Metung, 101, 121  
 Mildura, 57, 59, 71, 73, 88, 90  
 Mill Park, 52  
 Millewa, 88, 90  
 Minyip, 82, 86

Mirboo North, 118  
Mitcham, 28, 37  
Mitta Mitta, 57  
Moe, 118  
Moonee Ponds, 37  
Moorabbin, 31, 42, 57  
Moorabool, 93, 94, 116  
Mooroopna, 53, 104  
Mordialloc, 38  
Mortlake, 110, 125  
Morwell, 57, 97  
Mount Hotham, 57  
Mount Waverley, 28  
Murrumbeena, 28  
Murtoa, 86  
Myrniong, 112  
Myrtleford, 57, 123

## N

Nagambie, 77  
Nanneella, 77  
Narre Warren, 29, 50  
Narre Warren North, 52  
Nathalia, 78, 104  
Natimuk, 86  
New Gisborne, 38  
Newborough, 97  
Newhaven, 114  
Nhill, 38, 42, 59, 82-83, 86  
Niddrie, 45  
Non metro various, 48, 50  
North Balwyn, 38  
North Geelong, 47-48  
North Melbourne, 60, 66  
Northern Metro, 91, 92  
Nowa Nowa, 101  
Nowingi, 48  
Numurkah, 38, 78, 104  
Nyah, 57, 77

## O

Oak Park, 29  
Ocean Grove, 94, 116  
Olangolah, 116  
Orbost, 101  
Otway, 94  
Ouyen, 83, 86

## P

Pakenham, 49, 51, 57  
Park Orchards, 49  
Parkville, 42, 45  
Pascoe Vale, 38  
Paynesville, 101, 121  
Pearcedale, 38  
Penshurst, 122  
Peterborough, 110, 125  
Point Cook, 38, 69  
Porepunkah, 107, 123  
Port Campbell, 110  
Port Fairy, 108, 124  
Portarlington, 116  
Portland, 47, 108, 124  
Prahran, 45  
Princes Hill, 38  
Pyalong, 48  
Pykes Creek, 75

## Q

Quambatook, 86  
Queenscliff, 61

## R

Ravenhall, 57  
Ravenswood, 48, 53  
Rawson, 97  
Red Cliffs, 88, 90  
Reservoir, 39  
Riddells Creek, 112, 127  
Robinvale, 50, 57, 88-90  
Rochester, 29, 76-78, 80  
Rockbank, 29, 127  
Romsey, 112  
Rosanna, 29, 39  
Rosebud, 39  
Rosedale, 97  
Rosslynne, 75  
Rowville, 39, 57  
Roxburgh Park, 29, 47  
Rural, 48  
Rushworth, 78, 104  
Rutherglen, 123

**S**

Sale, 39, 50, 97, 118  
 Sandy Point, 124  
 Sarsfield, 121, 122  
 Seaspray, 97  
 Seymour, 45, 104  
 Shepparton, 45, 78-79, 81, 105, 123  
 Simpson, 71, 110  
 Skenes Creek, 94, 116  
 Skipton, 99  
 Somers, 69  
 Somerton, 53  
 Somerville, 29, 39  
 South East Melbourne, 43  
 Southbank, 60, 62  
 Southern Metro, 91-92  
 Springvale, 59  
 St Albans, 29, 53  
 St Arnaud, 71, 83, 86  
 St Helena, 69  
 St James, 123  
 Stanhope, 79, 81, 106  
 Statewide, 30, 43, 45-46, 48, 57-62,  
 91-92  
 Stawell, 43, 83, 86  
 Stratford, 74  
 Strathmore, 29  
 Sunbury, 29, 39, 50, 69, 112, 127  
 Surrey Hills, 39  
 Swan Hill, 78, 89  
 Swifts Creek, 58, 102

**T**

Tallangatta, 58  
 Tallarook, 104  
 Tambo Bluff, 102  
 Tarnagulla, 58  
 Tatura, 76-79, 81, 106, 123  
 Taylors Lakes, 39  
 Teesdale, 116  
 Templestowe, 53  
 Terang, 110, 125  
 Thomastown, 40  
 Tongala, 79, 81, 106  
 Tooborac, 120  
 Toolamba, 79  
 Toora, 109, 124  
 Torquay, 59, 94-95, 116-117

Trafalgar, 29  
 Traralgon, 29, 40, 46-47, 97-98  
 Traralgon South, 71  
 Traralgon West, 69  
 Trentham, 100  
 Truganina, 53, 71  
 Tullamarine, 40  
 Tungamah, 123  
 Tyers, 98

**U**

Undera, 79  
 Underbool, 86  
 Upper Delatite, 106  
 Upper Ferntree Gully, 43

**V**

Various, 31, 40-41, 43-44, 46, 48, 52-53,  
 61-66, 69-71, 83, 86-90, 95-96, 98-100,  
 102, 106-110, 112-114, 117-120,  
 122-125, 127-128  
 Venus Bay, 109, 124  
 Vermont, 29  
 Vermont South, 47  
 Violet Town, 107

**W**

Waaia, 79  
 Wallan, 40, 107  
 Wandong, 107  
 Wangaratta, 40, 108, 123  
 Waratah Bay, 109  
 Warracknabeal, 87  
 Warragul, 40, 58, 98  
 Warrnambool, 58, 110-111, 125-126  
 Watchem, 87  
 Waverley, 41  
 Wellington Shire, 50  
 Werribee, 30, 32, 44, 61, 74  
 West Meadows, 30  
 Western Metro, 91, 92  
 Westmeadows, 40  
 Whittlesea, 49  
 Wickliffe, 83  
 Willaura, 83  
 Williamstown, 30  
 Wimmera, 62  
 Wodonga, 30, 48, 50, 53, 108, 123-124

Woodend, 113, 127  
Woodglen, 102  
Woolamai, 128  
Wurdee Buloc, 96, 117  
Wycheproof, 87  
Wyndhamvale, 40

**Y**

Yallourn, 74-75  
Yarra Junction, 30  
Yarram, 41  
Yarrawonga, 46, 124

## STYLE CONVENTIONS

---

Figures in the tables and in the text have been rounded. Discrepancies in tables between totals and sums of components reflect rounding. Percentage changes in all tables are based on the underlying unrounded amounts.

The notation used in the tables and charts is as follows:

|               |   |
|---------------|---|
| 1 billion     | 1 000 million                           |
| 1 basis point | 0.01 per cent                           |
| nm            | new measure                             |
| ..            | zero, or rounded to zero                |
| tbd           | to be determined                        |
| ongoing       | continuing output, program, project etc |
| na            | not applicable                          |

